
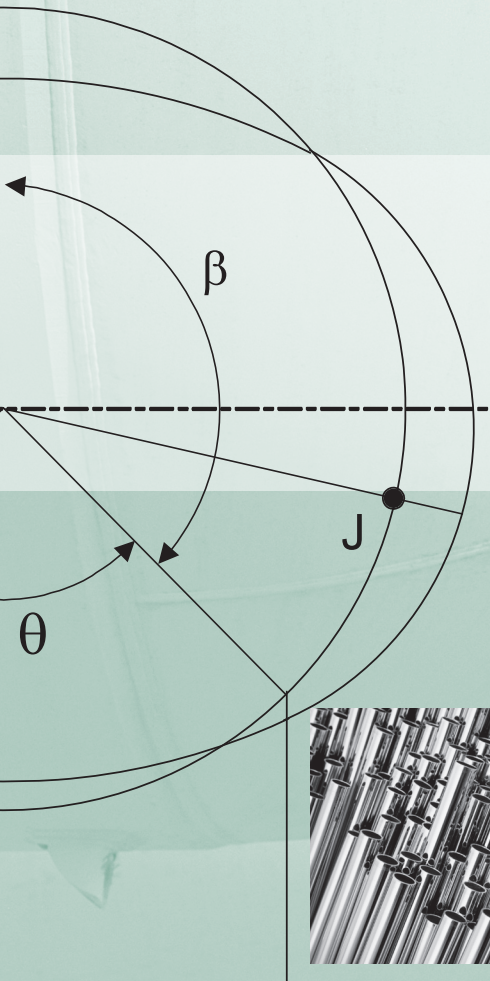


2010 ASME Boiler and Pressure Vessel Code

AN INTERNATIONAL CODE

I

Rules for Construction of Power Boilers



Copyright © 2010 by the American Society of Mechanical Engineers.
No reproduction may be made of this material without written consent of ASME.



INTENTIONALLY LEFT BLANK



AN INTERNATIONAL CODE

2010 ASME Boiler & Pressure Vessel Code

2010 Edition

July 1, 2010

I

RULES FOR CONSTRUCTION OF POWER BOILERS

ASME Boiler and Pressure Vessel Committee on Power Boilers



Three Park Avenue • New York, NY • 10016 USA

Copyright © 2010 by the American Society of Mechanical Engineers.
No reproduction may be made of this material without written consent of ASME.



Date of Issuance: July 1, 2010
(Includes all Addenda dated July 2009 and earlier)

This international code or standard was developed under procedures accredited as meeting the criteria for American National Standards and it is an American National Standard. The Standards Committee that approved the code or standard was balanced to assure that individuals from competent and concerned interests have had an opportunity to participate. The proposed code or standard was made available for public review and comment that provides an opportunity for additional public input from industry, academia, regulatory agencies, and the public-at-large.

ASME does not “approve,” “rate,” or “endorse” any item, construction, proprietary device, or activity.

ASME does not take any position with respect to the validity of any patent rights asserted in connection with any items mentioned in this document, and does not undertake to insure anyone utilizing a standard against liability for infringement of any applicable letters patent, nor assume any such liability. Users of a code or standard are expressly advised that determination of the validity of any such patent rights, and the risk of infringement of such rights, is entirely their own responsibility.


Participation by federal agency representative(s) or person(s) affiliated with industry is not to be interpreted as government or industry endorsement of this code or standard.

ASME accepts responsibility for only those interpretations of this document issued in accordance with the established ASME procedures and policies, which precludes the issuance of interpretations by individuals.

The footnotes in this document are part of this American National Standard.



ASME collective membership mark



The above ASME symbols are registered in the U.S. Patent Office.

“ASME” is the trademark of the American Society of Mechanical Engineers.

No part of this document may be reproduced in any form, in an electronic retrieval system or otherwise, without the prior written permission of the publisher.

Library of Congress Catalog Card Number: 56-3934
Printed in the United States of America

Adopted by the Council of the American Society of Mechanical Engineers, 1914.
Revised 1940, 1941, 1943, 1946, 1949, 1952, 1953, 1956, 1959, 1962, 1965, 1968, 1971, 1974, 1977, 1980, 1983, 1986, 1989, 1992, 1995, 1998, 2001, 2004, 2007, 2010

The American Society of Mechanical Engineers
Three Park Avenue, New York, NY 10016-5990

Copyright © 2010 by
THE AMERICAN SOCIETY OF MECHANICAL ENGINEERS
All Rights Reserved

Copyright © 2010 by the American Society of Mechanical Engineers.
No reproduction may be made of this material without written consent of ASME.



CONTENTS

List of Sections	xiii
Foreword	xv
Statements of Policy	xvii
Personnel	xviii
Preamble	xxx
Summary of Changes	xxxii
List of Changes in Record Number Order	xxxvii

PART PG GENERAL REQUIREMENTS FOR ALL METHODS OF CONSTRUCTION 1

General

PG-1	Scope	1
PG-2	Service Limitations	1
PG-3	Referenced Standards	1
PG-4	Units	1

Materials

PG-5	General	2
PG-6	Plate	3
PG-7	Forgings	3
PG-8	Castings	3
PG-9	Pipes, Tubes, and Pressure-Containing Parts	4
PG-10	Material Identified With or Produced to a Specification Not Permitted by This Section, and Material Not Fully Identified	6
PG-11	Miscellaneous Pressure Parts	8
PG-12	Water Level Indicators and Connector Material	9
PG-13	Stays	9
PG-14	Rivets	9

Design

PG-16	General	10
PG-17	Fabrication by a Combination of Methods	10
PG-18	Design Validation by Proof Test	10
PG-19	Cold Forming of Austenitic Materials	10
PG-20	Cold Forming of Creep Strength Enhanced Ferritic Steels	11
PG-21	Maximum Allowable Working Pressure	11
PG-22	Loadings	11
PG-23	Stress Values for Calculation Formulas	11
PG-25	Quality Factors for Steel Castings	13
PG-26	Weld Joint Strength Reduction Factor	15
PG-27	Cylindrical Components Under Internal Pressure	15
PG-28	Welded Access or Inspection Openings Under External Pressure	20
PG-29	Dished Heads	20
PG-30	Stayed Dished Heads	22
PG-31	Unstayed Flat Heads and Covers	22



Openings and Compensation

PG-32	Openings in Shells, Headers, and Dished Heads	26
PG-33	Compensation Required for Openings in Shells and Dished Heads	27
PG-34	Flanged-In Openings in Formed Heads	30
PG-35	Compensation Required for Openings in Flat Unstayed Heads and Flat Stayed Plates	30
PG-36	Limits of Metal Available for Compensation	31
PG-37	Strength of Compensation	31
PG-38	Compensation for Multiple Openings	32
PG-39	Methods of Attachment of Pipe and Nozzle Necks to Vessel Walls	32
PG-42	General Requirements for Fittings, Flanges, and Valves	33
PG-43	Nozzle Neck Thickness	36
PG-44	Inspection Openings	36
PG-46	Stayed Surfaces	37
PG-47	Staybolts	37
PG-48	Location of Staybolts	38
PG-49	Dimensions of Staybolts	38
PG-52	Ligaments	38
PG-53	Ligaments	41
PG-55	Supports and Attachment Lugs	41

Boiler External Piping and Boiler Proper Connections

PG-58	Outlets and External Piping	41
PG-59	Application Requirements for the Boiler Proper	48

Design and Application

PG-60	Requirements for Miscellaneous Pipe, Valves, and Fittings	50
PG-61	Feedwater Supply	53

Overpressure Protection Requirements

PG-67	Boiler	54
PG-68	Superheater and Reheater	57
PG-69	Certification of Capacity of Pressure Relief Valves	58
PG-70	Capacity of Pressure Relief Valves	63
PG-71	Mounting of Pressure Relief Valves	65
PG-72	Operation of Pressure Relief Valves	67
PG-73	Minimum Requirements for Pressure Relief Valves	68

Fabrication

PG-75	General	72
PG-76	Cutting Plates and Other Stock	72
PG-77	Plate Identification	72
PG-78	Repairs of Defects in Materials	72
PG-79	Tube Holes and Ends	72
PG-80	Permissible Out-of-Roundness of Cylindrical Shells	72
PG-81	Tolerance for Formed Heads	73
PG-82	Holes for Stays	73

Inspection and Tests

PG-90	General	74
PG-91	Qualification of Inspectors	74
PG-93	Inspection and Repair of Flat Plate in Corner Joints	75
PG-99	Hydrostatic Test	75



Certification by Stamping and Data Reports

PG-101	Heating Surface Computation.....	75
PG-104	General	76
PG-105	Code Symbol Stamps	76
PG-106	Stamping of Boilers	78
PG-107	Field Assembly	80
PG-108	Stamping for Field-Assembled Boilers.....	81
PG-109	Stamping of Pressure Piping.....	81
PG-110	Stamping of Boiler Pressure Relief Valves.....	82
PG-111	Location of Stampings.....	82
PG-112	Manufacturer's Data Report Forms.....	83
PG-113	Master Data Report Form	85

Figures

PG-28	Maximum Internal Projection of Welded Access or Inspection Openings.....	20
PG-31	Some Acceptable Types of Unstayed Flat Heads and Covers	23
PG-33.1	Nomenclature and Formulas for Reinforced Openings.....	28
PG-33.2	Some Representative Configurations Describing the Dimensions t_e , h , and d	29
PG-33.3	Chart for Determining Value of F	30
PG-38	Illustrations of the Rule Given in PG-38.4	32
PG-42.1	Welding End Transitions Maximum Envelope.....	35
PG-46.2	Acceptable Proportions for Ends of Through-Stays	37
PG-52.1	Diagram for Determining the Efficiency of Longitudinal and Diagonal Ligaments Between Openings in Cylindrical Shells.....	39
PG-52.2	Example of Tube Spacing With Pitch of Holes Equal in Every Row.....	40
PG-52.3	Example of Tube Spacing With Pitch of Holes Unequal in Every Second Row	40
PG-52.4	Example of Tube Spacing With Pitch of Holes Varying in Every Second and Third Row	40
PG-52.5	Example of Tube Spacing With Tube Holes on Diagonal Lines.....	40
PG-52.6	Diagram for Determining Equivalent Longitudinal Efficiency of Diagonal Ligaments Between Openings in Cylindrical Shells.....	42
PG-58.3.1(a)	Code Jurisdictional Limits for Piping — Drum Type Boilers	43
PG-58.3.1(b)	Code Jurisdictional Limits for Piping — Isolable Economizers Located in Feedwater Piping and Isolable Superheaters in Main Steam Piping	44
PG-58.3.1(c)	Code Jurisdictional Limits for Piping — Reheaters and Nonintegral Separately Fired Superheaters	45
PG-58.3.2	Code Jurisdictional Limits for Piping — An Example of Forced-Flow Steam Generators With No Fixed Steam or Waterline.....	46
PG-58.3.3	Code Jurisdictional Limits for Piping — An Example of Steam Separator Type Forced-Flow Steam Generators With No Fixed Steam or Waterline.....	47
PG-59.1	Typical Boiler Bushings	49
PG-60.3.7	Y-Type Globe Valve	52
PG-60.3.9	Typical Arrangement of Steam and Water Connections for a Water Column	53
PG-67.4	Requirements for Overpressure Protection Forced-Flow Steam Generator	56
PG-80	Maximum Permissible Deviation From a Circular Form, e , for Cylindrical Parts Under External Pressure	73
PG-105.1	Official Symbols for Stamps to Denote The American Society of Mechanical Engineers' Standard for Boilers	76
PG-105.2	Official Symbol for Stamp to Denote The American Society of Mechanical Engineers' Standard for Assembly	76
PG-105.3	Official Symbol for Stamp to Denote The American Society of Mechanical Engineers' Standard for Welded Piping.....	76



PG-105.4	Official Symbol for Stamp to Denote The American Society of Mechanical Engineers' Standard for Boiler Pressure Relief Valves	77
PG-106	Form of Stamping	79
Tables		
PG-19	Post Cold-Forming Strain Limits and Heat-Treatment Requirements	12
PG-20	Post Cold-Forming Strain Limits and Heat-Treatment Requirements	13
PG-26	Weld Strength Reduction Factors to Be Applied When Calculating Maximum Allowable Working Pressure or Minimum Required Thickness of Components Fabricated With a Longitudinal Seam Weld.	16
PG-39	Minimum Number of Threads Per Connection	33
PG-68.7	Superheat Correction Factor, K_{sh}	59
PG-68.7M	Superheat Correction Factor, K_{sh}	60
PG-69.2.3	Supercritical Correction Factor, K_{sc}	64
PG-69.2.3M	Supercritical Correction Factor, K_{sc}	66
PART PW	REQUIREMENTS FOR BOILERS FABRICATED BY WELDING	86
General		
PW-1	General	86
Materials		
PW-5	General	86
Design		
PW-8	General	87
PW-9	Design of Welded Joints	87
PW-10	Heat Treatment	88
PW-11	Volumetric Examination of Welded Butt Joints	88
PW-13	Head-to-Flange Requirements	88
PW-14	Openings in or Adjacent to Welds	90
PW-15	Welded Connections	90
PW-16	Minimum Requirements for Attachment Welds	90
PW-19	Welded-In Stays	97
Fabrication		
PW-26	General	97
PW-27	Welding Processes	97
PW-28	Welding Qualification and Weld Records	98
PW-29	Base Metal Preparation	100
PW-31	Assembly	100
PW-33	Alignment Tolerance, Shells and Vessels (Including Pipe or Tube Used as a Shell)	100
PW-34	Alignment, Tube and Pipe	100
PW-35	Finished Longitudinal and Circumferential Joints	100
PW-36	Miscellaneous Welding Requirements	101
PW-38	Preheating	101
PW-39	Requirements for Postweld Heat Treatment	101
PW-40	Repair of Defects	112
PW-41	Circumferential Joints in Pipes, Tubes, and Headers	113
PW-42	Joints in Valves and Other Boiler Appurtenances	114
PW-43	Loading on Structural Attachments	114
PW-44	Fabrication Rules for Bimetallic Tubes When the Clad Strength Is Included.	115



Inspection and Tests

PW-46	General	118
PW-47	Check of Welding Procedure	118
PW-48	Check of Welder and Welding Operator Performance Qualifications	118
PW-49	Check of Heat Treatment Practice	119
PW-50	Qualification of Nondestructive Examination Personnel	119
PW-51	Radiographic Examination	119
PW-52	Ultrasonic Examination	119
PW-53	Test Plates	120
PW-54	Hydrostatic Test	122

Figures

PW-9.1	Butt Welding of Plates of Unequal Thickness	87
PW-9.2	Prohibited Welded Joint	88
PW-15	Examples of Weld Strength Calculations	91
PW-16.1	Some Acceptable Types of Welded Nozzles and Other Connections to Shells, Drums, and Headers	92
PW-16.2	Some Acceptable Forms of Welds for Lugs, Hangers, and Brackets on Shells, Drums, and Headers	96
PW-19.4(a)	Some Acceptable Types of Diagonal Braces for Installation by Welding	98
PW-19.4(b)	Unacceptable Types of Diagonal Braces for Installation by Welding	98
PW-43.1	Method of Computation of Attachments to Tubes	114
PW-43.2	Chart for Determining Load Factor, L_f	116
PW-53.1	Test Specimens From Longitudinal Welded Test Plates	121
PW-53.2	Method of Forming Longitudinal Test Plates	121
PW-53.3(a)	Details of Tension Test Specimens	123
PW-53.3(b)	Details of Bend Test Specimens	124

Tables

PW-11	Required Volumetric Examination of Welded Butt Joints	89
PW-33	Alignment Tolerance of Sections to Be Butt Welded	100
PW-39	Mandatory Requirements for Postweld Heat Treatment of Pressure Parts and Attachments	103
PW-39.1	Alternate Postweld Heat Treatment Requirements for Carbon and Low Alloy Steels	112
PW-43.1	Tube Attachment Angle Design Factor, K	116

PART PR	REQUIREMENTS FOR BOILERS FABRICATED BY RIVETING	125
----------------	--	------------

PART PB	REQUIREMENTS FOR BOILERS FABRICATED BY BRAZING	126
----------------	---	------------

General

PB-1	General	126
------	---------	-----

Materials

PB-5	General	127
PB-6	Brazing Filler Metals	127
PB-7	Fluxes and Atmospheres	127

Design

PB-8	General	127
PB-9	Strength of Brazed Joints	127
PB-10	Brazed Joint Efficiency	128
PB-14	Application of Brazing Filler Metal	128
PB-15	Permissible Types of Joints	128



PB-16	Joint Clearance.....	128
PB-17	Joint Brazing Procedure.....	128
PB-18	Openings.....	128
PB-19	Brazed Connections.....	128

Fabrication

PB-26	General.....	129
PB-28	Qualification of Brazing Procedure.....	129
PB-29	Qualification of Brazers and Brazing Operators.....	130
PB-30	Cleaning of Surfaces to Be Brazed.....	130
PB-31	Clearance Between Surfaces to Be Brazed.....	130
PB-32	Postbrazing Operations.....	130
PB-33	Repair of Defective Brazing.....	130

Inspection and Tests

PB-46	General.....	130
PB-47	Check of Brazing Procedure.....	130
PB-48	Brazer and Brazing Operator.....	131
PB-49	Visual Examination.....	131
PB-50	Exemptions.....	131

Marking and Reports

PB-51	General.....	131
-------	--------------	-----

Figure

PB-15	Some Acceptable Types of Brazed Joints.....	129
-------	---	-----

Tables

PB-1	Maximum Design Temperatures [$^{\circ}$ F ($^{\circ}$ C)] for Brazing Filler Metal.....	127
PB-16	Recommended Joint Clearance at Brazing Temperature.....	129

PART PWT REQUIREMENTS FOR WATERTUBE BOILERS..... 132

General

PWT-1	General.....	132
-------	--------------	-----

Materials

PWT-5	General.....	132
-------	--------------	-----

Design

PWT-8	General.....	132
PWT-9	Tubes and Pipe.....	132
PWT-11	Tube Connections.....	132
PWT-12	Staybolting Box-Type Headers.....	134
PWT-13	Staying Segment of Heads.....	134
PWT-14	Firing Doors.....	134
PWT-15	Access and Firing Doors.....	134

Figures

PWT-11	Examples of Acceptable Forms of Tube Attachment.....	133
PWT-12.1	Box-Type Header Joint.....	134
PWT-12.2	Method of Forming Waterleg Joints by Welding.....	134



PART PFT	REQUIREMENTS FOR FIRETUBE BOILERS	135
General		
PFT-1	General	135
Materials		
PFT-5	General	135
Design		
PFT-8	General	135
PFT-9	Thickness Requirements	135
PFT-10	Shell Joints	135
PFT-11	Attachment of Heads and Tubesheets.....	135
PFT-12	Tubes	136
Combustion Chambers		
PFT-13	Combustion Chamber Tubesheet.....	137
PFT-14	General	138
PFT-15	Plain Circular Furnaces	138
PFT-17	Ring-Reinforced Type	138
PFT-18	Corrugated Furnaces.....	139
PFT-19	Combined Plain Circular and Corrugated Type	139
PFT-20	Attachment of Furnaces.....	140
PFT-21	Fireboxes and Waterlegs	140
Stayed Surfaces		
PFT-22	General	141
PFT-23	Working Pressure for Stayed Curved Surfaces.....	141
PFT-24	Staying Horizontal Return Tube Boilers	143
PFT-25	Staying Segments of Heads	143
PFT-26	Area Supported by Stay.....	143
PFT-27	Maximum Spacing	143
PFT-28	Staybolts and Stays.....	145
PFT-29	Flexible Staybolts	145
PFT-30	Crown Bars and Girder Stays.....	145
PFT-31	Stay Tubes	146
PFT-32	Stresses in Diagonal Stays	146
Doors and Openings		
PFT-40	Welded Door Openings	146
PFT-41	Openings in Wrapper Sheets	147
PFT-42	Fireside Access Openings	147
PFT-43	Requirements for Inspection Openings.....	147
PFT-44	Opening Between Boiler and Pressure Relief Valve.....	147
Domes		
PFT-45	Requirements for Domes.....	147
Setting		
PFT-46	Method of Support	148



Piping, Fittings, and Appliances

PFT-47	Water Level Indicators.....	149
PFT-48	Feed Piping.....	149
PFT-49	Blowoff Piping.....	149
PFT-50	Thickness of Furnaces and Tubes Under External Pressure.....	149
PFT-51	Maximum Allowable Working Pressure.....	150
PFT-52	Fusible Plugs.....	151

Figures

PFT-12.1	Some Acceptable Forms of Tube Attachment on Firetube Boilers.....	136
PFT-17.2	Acceptable Type of Ring-Reinforced Furnace.....	138
PFT-18.1	Morison Furnace.....	139
PFT-19	Connection Between Plain and Corrugated Furnace.....	140
PFT-20	Welding Ogee Ring.....	140
PFT-21	Some Acceptable Methods of Forming Waterleg Joints by Welding.....	141
PFT-23.1	Stayed Wrapper Sheet of Locomotive-Type Boiler.....	142
PFT-25	Example of Staying of Heads Adjacent to Cylindrical Furnaces.....	143
PFT-27	Pitch of Staybolts Adjacent to Upper Corners of Fireboxes.....	144
PFT-32	Measurements for Determining Stresses in Diagonal Stays.....	146
PFT-46.1	Spacing and Weld Details for Wall-Support Lugs Set in Pairs on Horizontal-Return Tubular Boilers.....	148
PFT-46.2	Welded Bracket Connection for Horizontal-Return Tubular Boilers.....	149

PART PFH	OPTIONAL REQUIREMENTS FOR FEEDWATER HEATER (WHEN LOCATED WITHIN SCOPE OF SECTION I RULES).....	152
PFH-1	152

PART PMB	REQUIREMENTS FOR MINIATURE BOILERS.....	153
General		
PMB-1	General.....	153
PMB-2	Scope.....	153

Materials

PMB-5	General.....	153
-------	--------------	-----

Design

PMB-8	General.....	153
PMB-9	Welding.....	153
PMB-10	Washout Openings.....	154
PMB-11	Feedwater Supply.....	154
PMB-12	Blowoff.....	154
PMB-13	Water Gages.....	154
PMB-14	Fixtures and Fittings.....	154
PMB-15	Pressure Relief Valves.....	154
PMB-16	Steam Stop Valves.....	154
PMB-17	Automatic Devices.....	154
PMB-21	Hydrostatic Tests and Inspection.....	154

PART PEB	REQUIREMENTS FOR ELECTRIC BOILERS.....	156
-----------------	---	------------

General

PEB-1	General.....	156
PEB-2	Scope.....	156
PEB-3	Optional Requirements for the Boiler Pressure Vessel.....	156



Materials		
PEB-5	General	156
Design		
PEB-8	General	157
PEB-9	Welding	157
PEB-10	Inspection Openings	157
PEB-11	Feedwater Supply	157
PEB-12	Blowoff	157
PEB-13	Water Level Indicators.....	157
PEB-14	Pressure Gages.....	157
PEB-15	Pressure Relief Valves	157
PEB-16	Automatic Devices	158
PEB-17	Hydrostatic Test.....	158
PEB-18	Inspection and Stamping of Boilers	158
PEB-19	Manufacturer's Data Report for Electric Boilers	159
PART PVG	REQUIREMENTS FOR ORGANIC FLUID VAPORIZERS	160
General		
PVG-1	General	160
Materials		
PVG-5	General	160
Design		
PVG-8	General	160
PVG-9	General Requirements	160
PVG-10	Gage Glasses	160
PVG-11	Drain Valves.....	160
PVG-12	Pressure Relief Valves	160
Figure		
PVG-12	Constant, C , for Vapor Related to Ratio of Specific Heats ($k = c_p/c_v$).....	161
PART PHRSG	REQUIREMENTS FOR HEAT RECOVERY STEAM GENERATORS	162
PHRSG-1	General	162
PHRSG-2	Scope	162
PHRSG-3	Requirements for Superheater and Reheater Condensate Removal Connections	162
PHRSG-4	Desuperheater Drain Pots	162
PHRSG-5	Certification	164
Figure		
PHRSG-4	Some Acceptable Desuperheater Spraywater Protection Device Arrangements.....	163
Table		
PHRSG-4	Minimum Drain Pot Size.....	164



MANDATORY APPENDICES

I	Submittal of Technical Inquiries to the Boiler and Pressure Vessel Committee	165
II	Standard Units for Use in Equations	167
III	Criteria for Reapplication of an ASME Code Symbol Stamp	168

NONMANDATORY APPENDIX

A	Explanation of the Code Containing Matter Not Mandatory Unless Specifically Referred to in the Rules of the Code.....	174
Index	264



2010 ASME

BOILER AND PRESSURE VESSEL CODE

(10)

SECTIONS

- I Rules for Construction of Power Boilers
- II Materials
 - Part A — Ferrous Material Specifications
 - Part B — Nonferrous Material Specifications
 - Part C — Specifications for Welding Rods, Electrodes, and Filler Metals
 - Part D — Properties (Customary)
 - Part D — Properties (Metric)
- III Rules for Construction of Nuclear Facility Components
 - Subsection NCA — General Requirements for Division 1 and Division 2
 - Division 1
 - Subsection NB — Class 1 Components
 - Subsection NC — Class 2 Components
 - Subsection ND — Class 3 Components
 - Subsection NE — Class MC Components
 - Subsection NF — Supports
 - Subsection NG — Core Support Structures
 - Subsection NH — Class 1 Components in Elevated Temperature Service
 - Appendices
 - Division 2 — Code for Concrete Containments
 - Division 3 — Containments for Transportation and Storage of Spent Nuclear Fuel and High Level Radioactive Material and Waste
- IV Rules for Construction of Heating Boilers
- V Nondestructive Examination
- VI Recommended Rules for the Care and Operation of Heating Boilers
- VII Recommended Guidelines for the Care of Power Boilers
- VIII Rules for Construction of Pressure Vessels
 - Division 1
 - Division 2 — Alternative Rules
 - Division 3 — Alternative Rules for Construction of High Pressure Vessels
- IX Welding and Brazing Qualifications
- X Fiber-Reinforced Plastic Pressure Vessels
- XI Rules for Inservice Inspection of Nuclear Power Plant Components
- XII Rules for Construction and Continued Service of Transport Tanks



ADDENDA

Addenda, which include additions and revisions to individual Sections of the Code, will be sent automatically to purchasers of the applicable Sections up to the publication of the 2013 Code. The 2010 Code is available only in the loose-leaf format; accordingly, the Addenda will be issued in the loose-leaf, replacement-page format.

INTERPRETATIONS

ASME issues written replies to inquiries concerning interpretation of technical aspects of the Code. The Interpretations for each individual Section will be published separately and will be included as part of the update service to that Section. Interpretations of Section III, Divisions 1

and 2, will be included with the update service to Subsection NCA.

Interpretations of the Code are posted in January and July at www.cstools.asme.org/interpretations.

CODE CASES

The Boiler and Pressure Vessel Committee meets regularly to consider proposed additions and revisions to the Code and to formulate Cases to clarify the intent of existing requirements or provide, when the need is urgent, rules for materials or constructions not covered by existing Code rules. Those Cases that have been adopted will appear in the appropriate 2010 Code Cases book: “Boilers and Pressure Vessels” and “Nuclear Components.” Supplements will be sent automatically to the purchasers of the Code Cases books up to the publication of the 2013 Code.



FOREWORD

(10)

The American Society of Mechanical Engineers set up a committee in 1911 for the purpose of formulating standard rules for the construction of steam boilers and other pressure vessels. This committee is now called the Boiler and Pressure Vessel Committee.

The Committee's function is to establish rules of safety, relating only to pressure integrity, governing the construction¹ of boilers, pressure vessels, transport tanks and nuclear components, and inservice inspection for pressure integrity of nuclear components and transport tanks, and to interpret these rules when questions arise regarding their intent. This code does not address other safety issues relating to the construction of boilers, pressure vessels, transport tanks and nuclear components, and the inservice inspection of nuclear components and transport tanks. The user of the Code should refer to other pertinent codes, standards, laws, regulations, or other relevant documents. With few exceptions, the rules do not, of practical necessity, reflect the likelihood and consequences of deterioration in service related to specific service fluids or external operating environments. Recognizing this, the Committee has approved a wide variety of construction rules in this Section to allow the user or his designee to select those which will provide a pressure vessel having a margin for deterioration in service so as to give a reasonably long, safe period of usefulness. Accordingly, it is not intended that this Section be used as a design handbook; rather, engineering judgment must be employed in the selection of those sets of Code rules suitable to any specific service or need.

This Code contains mandatory requirements, specific prohibitions, and nonmandatory guidance for construction activities. The Code does not address all aspects of these activities and those aspects which are not specifically addressed should not be considered prohibited. The Code is not a handbook and cannot replace education, experience, and the use of engineering judgment. The phrase *engineering judgment* refers to technical judgments made by knowledgeable designers experienced in the application of the Code. Engineering judgments must be consistent with Code philosophy and such judgments must never be used to overrule mandatory requirements or specific prohibitions of the Code.

¹ *Construction*, as used in this Foreword, is an all-inclusive term comprising materials, design, fabrication, examination, inspection, testing, certification, and pressure relief.

The Committee recognizes that tools and techniques used for design and analysis change as technology progresses and expects engineers to use good judgment in the application of these tools. The designer is responsible for complying with Code rules and demonstrating compliance with Code equations when such equations are mandatory. The Code neither requires nor prohibits the use of computers for the design or analysis of components constructed to the requirements of the Code. However, designers and engineers using computer programs for design or analysis are cautioned that they are responsible for all technical assumptions inherent in the programs they use and they are responsible for the application of these programs to their design.

The Code does not fully address tolerances. When dimensions, sizes, or other parameters are not specified with tolerances, the values of these parameters are considered nominal and allowable tolerances or local variances may be considered acceptable when based on engineering judgment and standard practices as determined by the designer.

The Boiler and Pressure Vessel Committee deals with the care and inspection of boilers and pressure vessels in service only to the extent of providing suggested rules of good practice as an aid to owners and their inspectors.

The rules established by the Committee are not to be interpreted as approving, recommending, or endorsing any proprietary or specific design or as limiting in any way the manufacturer's freedom to choose any method of design or any form of construction that conforms to the Code rules.

The Boiler and Pressure Vessel Committee meets regularly to consider revisions of the rules, new rules as dictated by technological development, Code Cases, and requests for interpretations. Only the Boiler and Pressure Vessel Committee has the authority to provide official interpretations of this Code. Requests for revisions, new rules, Code Cases, or interpretations shall be addressed to the Secretary in writing and shall give full particulars in order to receive consideration and action (see Mandatory Appendix covering preparation of technical inquiries). Proposed revisions to the Code resulting from inquiries will be presented to the Main Committee for appropriate action. The action of the Main Committee becomes effective only after confirmation by letter ballot of the Committee and approval by ASME.



Proposed revisions to the Code approved by the Committee are submitted to the American National Standards Institute and published at <http://cstools.asme.org/csconnect/public/index.cfm?PublicReview=Revisions> to invite comments from all interested persons. After the allotted time for public review and final approval by ASME, revisions are published in updates to the Code.

Code Cases may be used in the construction of components to be stamped with the ASME Code symbol beginning with the date of their approval by ASME.

After Code revisions are approved by ASME, they may be used beginning with the date of issuance. Revisions, except for revisions to material specifications in Section II, Parts A and B, become mandatory six months after such date of issuance, except for boilers or pressure vessels contracted for prior to the end of the six-month period. Revisions to material specifications are originated by the American Society for Testing and Materials (ASTM) and other recognized national or international organizations, and are usually adopted by ASME. However, those revisions may or may not have any effect on the suitability of material, produced to earlier editions of specifications, for use in ASME construction. ASME material specifications approved for use in each construction Code are listed in the Guidelines for Acceptable ASTM Editions and in the Guidelines for Acceptable Non-ASTM Editions, in Section II, Parts A and B. These Guidelines list, for each specification, the latest edition adopted by ASME, and earlier and later editions considered by ASME to be identical for ASME construction.

The Boiler and Pressure Vessel Committee in the formulation of its rules and in the establishment of maximum design and operating pressures considers materials, construction, methods of fabrication, inspection, and safety devices.

The Code Committee does not rule on whether a component shall or shall not be constructed to the provisions of the Code. The Scope of each Section has been established to identify the components and parameters considered by the Committee in formulating the Code rules.

Questions or issues regarding compliance of a specific component with the Code rules are to be directed to the ASME Certificate Holder (Manufacturer). Inquiries concerning the interpretation of the Code are to be directed

to the ASME Boiler and Pressure Vessel Committee. ASME is to be notified should questions arise concerning improper use of an ASME Code symbol.

The specifications for materials given in Section II are identical with or similar to those of specifications published by ASTM, AWS, and other recognized national or international organizations. When reference is made in an ASME material specification to a non-ASME specification for which a companion ASME specification exists, the reference shall be interpreted as applying to the ASME material specification. Not all materials included in the material specifications in Section II have been adopted for Code use. Usage is limited to those materials and grades adopted by at least one of the other Sections of the Code for application under rules of that Section. All materials allowed by these various Sections and used for construction within the scope of their rules shall be furnished in accordance with material specifications contained in Section II or referenced in the Guidelines for Acceptable Editions in Section II, Parts A and B, except where otherwise provided in Code Cases or in the applicable Section of the Code. Materials covered by these specifications are acceptable for use in items covered by the Code Sections only to the degree indicated in the applicable Section. Materials for Code use should preferably be ordered, produced, and documented on this basis; Guidelines for Acceptable Editions in Section II, Part A and Guidelines for Acceptable Editions in Section II, Part B list editions of ASME and year dates of specifications that meet ASME requirements and which may be used in Code construction. Material produced to an acceptable specification with requirements different from the requirements of the corresponding specifications listed in the Guidelines for Acceptable Editions in Part A or Part B may also be used in accordance with the above, provided the material manufacturer or vessel manufacturer certifies with evidence acceptable to the Authorized Inspector that the corresponding requirements of specifications listed in the Guidelines for Acceptable Editions in Part A or Part B have been met. Material produced to an acceptable material specification is not limited as to country of origin.

When required by context in this Section, the singular shall be interpreted as the plural, and vice-versa; and the feminine, masculine, or neuter gender shall be treated as such other gender as appropriate.



STATEMENT OF POLICY ON THE USE OF CODE SYMBOLS AND CODE AUTHORIZATION IN ADVERTISING

ASME has established procedures to authorize qualified organizations to perform various activities in accordance with the requirements of the ASME Boiler and Pressure Vessel Code. It is the aim of the Society to provide recognition of organizations so authorized. An organization holding authorization to perform various activities in accordance with the requirements of the Code may state this capability in its advertising literature.

Organizations that are authorized to use Code Symbols for marking items or constructions that have been constructed and inspected in compliance with the ASME Boiler and Pressure Vessel Code are issued Certificates of Authorization. It is the aim of the Society to maintain the standing of the Code Symbols for the benefit of the users, the enforcement jurisdictions, and the holders of the symbols who comply with all requirements.

Based on these objectives, the following policy has been established on the usage in advertising of facsimiles of the symbols, Certificates of Authorization, and reference to Code construction. The American Society of Mechanical

Engineers does not “approve,” “certify,” “rate,” or “endorse” any item, construction, or activity and there shall be no statements or implications that might so indicate. An organization holding a Code Symbol and/or a Certificate of Authorization may state in advertising literature that items, constructions, or activities “are built (produced or performed) or activities conducted in accordance with the requirements of the ASME Boiler and Pressure Vessel Code,” or “meet the requirements of the ASME Boiler and Pressure Vessel Code.” An ASME corporate logo shall not be used by any organization other than ASME.

The ASME Symbol shall be used only for stamping and nameplates as specifically provided in the Code. However, facsimiles may be used for the purpose of fostering the use of such construction. Such usage may be by an association or a society, or by a holder of a Code Symbol who may also use the facsimile in advertising to show that clearly specified items will carry the symbol. General usage is permitted only when all of a manufacturer’s items are constructed under the rules.

STATEMENT OF POLICY ON THE USE OF ASME MARKING TO IDENTIFY MANUFACTURED ITEMS

The ASME Boiler and Pressure Vessel Code provides rules for the construction of boilers, pressure vessels, and nuclear components. This includes requirements for materials, design, fabrication, examination, inspection, and stamping. Items constructed in accordance with all of the applicable rules of the Code are identified with the official Code Symbol Stamp described in the governing Section of the Code.

Markings such as “ASME,” “ASME Standard,” or any other marking including “ASME” or the various Code

Symbols shall not be used on any item that is not constructed in accordance with all of the applicable requirements of the Code.

Items shall not be described on ASME Data Report Forms nor on similar forms referring to ASME that tend to imply that all Code requirements have been met when, in fact, they have not been. Data Report Forms covering items not fully complying with ASME requirements should not refer to ASME or they should clearly identify all exceptions to the ASME requirements.



PERSONNEL

ASME Boiler and Pressure Vessel Standards Committees, Subgroups, and Working Groups

As of January 1, 2010

TECHNICAL OVERSIGHT MANAGEMENT COMMITTEE (TOMC)

J. G. Feldstein, <i>Chair</i>	J. F. Henry
T. P. Pastor, <i>Vice Chair</i>	C. L. Hoffmann
J. S. Brzuszkiewicz, <i>Staff Secretary</i>	G. G. Karcher
R. W. Barnes	W. M. Lundy
R. J. Basile	J. R. MacKay
J. E. Batey	U. R. Miller
D. L. Berger	P. A. Molvie
M. N. Bressler	W. E. Norris
D. A. Canonico	G. C. Park
R. P. Deubler	M. D. Rana
D. A. Douin	B. W. Roberts
D. Eisberg	S. C. Roberts
R. E. Gimple	F. J. Schaaf, Jr.
M. Gold	A. Selz
T. E. Hansen	R. W. Swayne

HONORARY MEMBERS (MAIN COMMITTEE)

F. P. Barton	M. H. Jawad
R. J. Cepluch	A. J. Justin
L. J. Chockie	W. G. Knecht
T. M. Cullen	J. LeCoff
W. D. Doty	T. G. McCarty
J. R. Farr	G. C. Millman
G. E. Feigel	R. A. Moen
R. C. Griffin	R. F. Reedy
O. F. Hedden	K. K. Tam
E. J. Hemzy	L. P. Zick, Jr.

ADMINISTRATIVE COMMITTEE

J. S. Brzuszkiewicz, <i>Staff Secretary</i>	J. G. Feldstein
R. W. Barnes	J. F. Henry
J. E. Batey	P. A. Molvie
D. L. Berger	G. C. Park
D. Eisberg	T. P. Pastor
	A. Selz

HONORS AND AWARDS COMMITTEE

M. Gold, <i>Chair</i>	W. L. Haag, Jr.
F. E. Gregor, <i>Vice Chair</i>	S. F. Harrison, Jr.
T. Schellens, <i>Staff Secretary</i>	R. M. Jessee
D. R. Sharp, <i>Staff Secretary</i>	W. C. LaRochelle
R. J. Basile	T. P. Pastor
J. E. Batey	A. Selz
D. L. Berger	R. R. Stevenson
J. G. Feldstein	

MARINE CONFERENCE GROUP

H. N. Patel, <i>Chair</i>	G. Pallichadath
J. G. Hungerbuhler, Jr.	J. D. Reynolds

CONFERENCE COMMITTEE

R. J. Aben, Jr. — Michigan <i>(Chair)</i>	M. R. Klosterman — Iowa
R. D. Reetz — North Dakota <i>(Vice Chair)</i>	M. Kotb — Quebec, Canada
D. A. Douin — Ohio <i>(Secretary)</i>	K. J. Kraft — Maryland
J. S. Aclaro — California	B. Krasium — Saskatchewan, Canada
J. T. Amato — Minnesota	K. T. Lau — Alberta, Canada
B. P. Anthony — Rhode Island	G. Lemay — Ontario, Canada
R. D. Austin — Arizona	W. McGivney — New York
E. W. Bachellier — Nunavut, Canada	T. J. Monroe — Oklahoma
B. F. Bailey — Illinois	G. R. Myrick — Arkansas
J. E. Bell — Michigan	S. V. Nelson — Colorado
W. K. Brigham — New Hampshire	W. R. Owens — Louisiana
M. A. Burns — Florida	R. P. Pate — Alabama
J. H. Burpee — Maine	R. L. Perry — Nevada
C. B. Cantrell — Nebraska	H. D. Pfaff — South Dakota
D. C. Cook — California	A. E. Platt — Connecticut
J. A. Davenport — Pennsylvania	J. F. Porcella — West Virginia
S. Donovan — Northwest Territories, Canada	M. R. Poulin — Idaho
D. Eastman — Newfoundland and Labrador, Canada	D. C. Price — Yukon Territory, Canada
E. Everett — Georgia	R. S. Pucek — Wisconsin
C. Fulton — Alaska	T. W. Rieger — Manitoba, Canada
J. M. Given, Jr. — North Carolina	A. E. Rogers — Tennessee
M. Graham — Oregon	D. E. Ross — New Brunswick, Canada
R. J. Handy — Kentucky	K. A. Rudolph — Hawaii
J. B. Harlan — Delaware	M. J. Ryan — Illinois
E. G. Hilton — Virginia	G. Scribner — Missouri
K. Hynes — Prince Edward Island, Canada	J. G. Siggers — British Columbia, Canada
D. T. Jagger — Ohio	T. Stewart — Montana
D. J. Jenkins — Kansas	R. K. Sturm — Utah
A. P. Jones — Texas	M. J. Verhagen — Wisconsin
E. S. Kawa, Jr. — Massachusetts	P. L. Vescio, Jr. — New York
	M. Washington — New Jersey
	K. L. Watson — Mississippi
	L. Williamson — Washington
	D. J. Willis — Indiana



INTERNATIONAL INTEREST REVIEW GROUP

V. Felix
Y.-G. Kim
S. H. Leong
W. Lin
O. F. Manafa

C. Minu
Y.-W. Park
R. Reynaga
P. Williamson

PROJECT TEAM ON HYDROGEN TANKS

M. D. Rana, *Chair*
A. P. Amato, *Staff Secretary*
F. L. Brown
D. A. Canonico
D. C. Cook
J. Coursen
J. W. Felbaum
B. D. Hawkes
N. L. Newhouse
A. S. Olivares
G. B. Rawls, Jr.
B. F. Shelley
J. R. Sims, Jr.
N. Siros
J. H. Smith
S. Staniszewski
R. Subramanian
T. Tahara
D. W. Treadwell
E. Uptis
Y. Wada

C. T. I. Webster
R. C. Biel, *Contributing Member*
J. Birdsall, *Contributing Member*
M. Duncan, *Contributing Member*
D. R. Frikken, *Contributing Member*
L. E. Hayden, Jr., *Contributing Member*
K. T. Lau, *Contributing Member*
K. Oyamada, *Contributing Member*
C. H. Rivkin, *Contributing Member*
C. San Marchi, *Contributing Member*
B. Somerday, *Contributing Member*

COMMITTEE ON POWER BOILERS (I)

D. L. Berger, *Chair*
R. E. McLaughlin, *Vice Chair*
U. D'Urso, *Staff Secretary*
J. L. Arnold
S. W. Cameron
D. A. Canonico
K. K. Coleman
P. D. Edwards
P. Fallouey
J. G. Feldstein
G. W. Galanes
T. E. Hansen
J. F. Henry
J. S. Hunter
W. L. Lowry
J. R. MacKay
F. Massi

T. C. McGough
P. A. Molvie
Y. Oishi
J. T. Pillow
B. W. Roberts
R. D. Schueler, Jr.
J. P. Swezy, Jr.
J. M. Tanzosh
R. V. Wielgoszinski
D. J. Willis
G. Ardizzoia, *Delegate*
H. Michael, *Delegate*
E. M. Ortman, *Alternate*
D. N. French, *Honorary Member*
R. L. Williams, *Honorary Member*

Subgroup on Design (BPV I)

P. A. Molvie, *Chair*
J. Vattappilly, *Secretary*
D. I. Anderson
P. Dhorajja
J. P. Glaspie
G. B. Komora
J. C. Light

B. W. Moore
R. D. Schueler, Jr.
J. L. Seigle
J. P. Swezy, Jr.
S. V. Torkildson
G. Ardizzoia, *Delegate*

Subgroup on Fabrication and Examination (BPV I)

J. T. Pillow, *Chair*
G. W. Galanes, *Secretary*
J. L. Arnold
D. L. Berger
S. W. Cameron
J. Hainsworth
T. E. Hansen

C. T. McDaris
T. C. McGough
R. E. McLaughlin
Y. Oishi
J. P. Swezy, Jr.
R. V. Wielgoszinski

Subgroup on General Requirements (BPV I)

R. E. McLaughlin, *Chair*
F. Massi, *Secretary*
P. D. Edwards
T. E. Hansen
W. L. Lowry
T. C. McGough
E. M. Ortman

J. T. Pillow
D. Tompkins
S. V. Torkildson
D. E. Tuttle
R. V. Wielgoszinski
D. J. Willis

Subgroup on Materials (BPV I)

B. W. Roberts, *Chair*
J. S. Hunter, *Secretary*
S. H. Bowes
D. A. Canonico
K. K. Coleman
P. Fallouey
G. W. Galanes

K. L. Hayes
J. F. Henry
O. X. Li
J. R. MacKay
F. Masuyama
D. W. Raho
J. M. Tanzosh

Subgroup on Piping (BPV I)

T. E. Hansen, *Chair*
D. L. Berger
P. D. Edwards
G. W. Galanes
T. G. Kosmatka

W. L. Lowry
F. Massi
T. C. McGough
D. Tompkins
E. A. Whittle

Subgroup on Heat Recovery Steam Generators (BPV I)

T. E. Hansen, *Chair*
D. Dziubinski, *Secretary*
L. R. Douglas
J. Gertz
G. B. Komora
C. T. McDaris
B. W. Moore

E. M. Ortman
R. D. Schueler, Jr.
J. C. Steverman, Jr.
D. Tompkins
S. V. Torkildson
B. C. Turczynski

COMMITTEE ON MATERIALS (II)

J. F. Henry, *Chair*
M. Gold, *Vice Chair*
N. Lobo, *Staff Secretary*
F. Abe
A. Appleton
M. N. Bressler
H. D. Bushfield
J. Cameron
D. A. Canonico
A. Chaudouet
P. Fallouey
J. R. Foulds
D. W. Gandy
M. H. Gilkey
J. F. Grubb
C. L. Hoffmann
M. Katcher
P. A. Larkin
F. Masuyama
R. K. Nanstad
M. L. Nayyar
D. W. Raho
B. W. Roberts
E. Shapiro
M. H. Skillingberg

R. C. Sutherlin
R. W. Swindeman
J. M. Tanzosh
B. E. Thurgood
D. Kwon, *Delegate*
O. Oldani, *Delegate*
W. R. Apblett, Jr., *Contributing Member*
E. G. Nisbett, *Contributing Member*
E. Uptis, *Contributing Member*
T. M. Cullen, *Honorary Member*
W. D. Doty, *Honorary Member*
W. D. Edsall, *Honorary Member*
G. C. Hsu, *Honorary Member*
R. A. Moen, *Honorary Member*
C. E. Spaeder, Jr., *Honorary Member*
A. W. Zeuthen, *Honorary Member*



Subgroup on External Pressure (BPV II)

R. W. Mikitka, *Chair*
J. A. A. Morrow, *Secretary*
L. F. Campbell
D. S. Griffin
J. F. Grubb
J. R. Harris III

M. Katcher
D. L. Kurlle
C. R. Thomas
C. H. Sturgeon, *Contributing Member*

Subgroup on Ferrous Specifications (BPV II)

A. Appleton, *Chair*
R. M. Davison
B. M. Dingman
M. J. Dosdourian
P. Fallouey
T. Graham
J. F. Grubb
K. M. Hottle
D. S. Janikowski
D. C. Krouse

L. J. Lavezzi
W. C. Mack
J. K. Mahaney
R. J. Marciniac
A. S. Melilli
E. G. Nisbett
K. E. Orié
J. Shick
E. Uptis
R. Zawierucha

Subgroup on International Material Specifications (BPV II)

A. Chaudouet, *Chair*
D. Dziubinski, *Secretary*
S. W. Cameron
D. A. Canonico
P. Fallouey
A. F. Garbolevsky
D. O. Henry
M. Ishikawa
O. X. Li

V. M. Lundy
A. R. Nywening
R. D. Schueler, Jr.
E. Uptis
D. Kwon, *Delegate*
O. Oldani, *Delegate*
H. Lorenz, *Contributing Member*

Subgroup on Strength, Ferrous Alloys (BPV II)

C. L. Hoffmann, *Chair*
J. M. Tanzosh, *Secretary*
F. Abe
W. R. Applett, Jr.
D. A. Canonico
A. Di Rienzo
P. Fallouey
J. R. Foulds
M. Gold
J. A. Hall
J. F. Henry
K. Kimura

F. Masuyama
S. Matsumoto
H. Murakami
D. W. Raho
B. W. Roberts
M. S. Shelton
J. P. Shingledecker
M. J. Slater
R. W. Swindeman
B. E. Thurgood
T. P. Vassallo, Jr.

Subgroup on Nonferrous Alloys (BPV II)

M. Katcher, *Chair*
R. C. Sutherlin, *Secretary*
W. R. Applett, Jr.
M. H. Gilkey
J. F. Grubb
A. Heino
J. Kissell
P. A. Larkin
T. M. Malota
S. Matsumoto

H. Matsuo
J. A. McMaster
D. W. Raho
E. Shapiro
M. H. Skillingberg
D. Tyler
R. Zawierucha
H. D. Bushfield, *Contributing Member*

Subgroup on Physical Properties (BPV II)

J. F. Grubb, *Chair*
H. D. Bushfield

P. Fallouey
E. Shapiro

Subgroup on Strength of Weldments (BPV II & BPV IX)

J. M. Tanzosh, *Chair*
W. F. Newell, Jr., *Secretary*
S. H. Bowes
K. K. Coleman
P. D. Flenner
J. R. Foulds
D. W. Gandy

K. L. Hayes
J. F. Henry
D. W. Raho
B. W. Roberts
J. P. Shingledecker
W. J. Sperko
B. E. Thurgood

Special Working Group on Nonmetallic Materials (BPV II)

C. W. Rowley, *Chair*
F. L. Brown
S. R. Frost
M. Golliet

P. S. Hill
M. R. Kessler
F. Worth

COMMITTEE ON CONSTRUCTION OF NUCLEAR FACILITY COMPONENTS (III)

R. W. Barnes, *Chair*
R. M. Jesse, *Vice Chair*
C. A. Sanna, *Staff Secretary*
W. H. Borter
M. N. Bressler
T. D. Burchell
J. R. Cole
R. P. Deubler
B. A. Erler
G. M. Foster
R. S. Hill III
C. L. Hoffmann
V. Kostarev
W. C. LaRochelle
K. A. Manoly
W. N. McLean
M. N. Mitchell
D. K. Morton
R. F. Reedy

J. D. Stevenson
K. R. Wichman
C. S. Withers
Y. H. Choi, *Delegate*
T. Ius, *Delegate*
C. C. Kim, *Contributing Member*
E. B. Branch, *Honorary Member*
G. D. Cooper, *Honorary Member*
W. D. Doty, *Honorary Member*
D. F. Landers, *Honorary Member*
R. A. Moen, *Honorary Member*
C. J. Pieper, *Honorary Member*

Subgroup on Containment Systems for Spent Fuel and High-Level Waste Transport Packagings (BPV III)

G. M. Foster, *Chair*
G. J. Solovey, *Vice Chair*
D. K. Morton, *Secretary*
D. J. Ammerman
W. G. Beach
G. Bjorkman
W. H. Borter
G. R. Cannell
E. L. Farrow
R. S. Hill III
S. Horowitz
D. W. Lewis
C. G. May

P. E. McConnell
I. D. McInnes
A. B. Meichler
R. E. Nickell
E. L. Pleins
T. Saegusa
H. P. Shrivastava
N. M. Simpson
R. H. Smith
J. D. Stevenson
C. J. Temus
A. D. Watkins



Subgroup on Design (BPV III)

R. P. Deubler, <i>Chair</i>	D. F. Landers
R. S. Hill III, <i>Vice Chair</i>	K. A. Manoly
A. N. Nguyen, <i>Secretary</i>	R. J. Masterson
T. M. Adams	W. N. McLean
S. Asada	J. C. Minichiello
M. N. Bressler	M. Morishita
C. W. Bruny	E. L. Pleins
J. R. Cole	I. Saito
R. E. Cornman, Jr.	G. C. Slagis
A. A. Dermenjian	J. D. Stevenson
P. Hirschberg	J. P. Tucker
R. I. Jetter	K. R. Wichman
R. B. Keating	J. Yang
J. F. Kielb	T. lus, <i>Delegate</i>
H. Kobayashi	

Working Group on Piping (SG-D) (BPV III)

P. Hirschberg, <i>Chair</i>	E. R. Nelson
G. Z. Tokarski, <i>Secretary</i>	A. N. Nguyen
T. M. Adams	N. J. Shah
G. A. Antaki	M. S. Sills
C. Basavaraju	G. C. Slagis
J. Catalano	N. C. Sutherland
J. R. Cole	E. A. Wais
M. A. Gray	C.-I. Wu
R. W. Haupt	D. F. Landers, <i>Corresponding Member</i>
J. Kawahata	R. D. Patel, <i>Contributing Member</i>
R. B. Keating	V. Kostarev
Y. Liu	E. C. Rodabaugh, <i>Contributing Member</i>
J. F. McCabe	
J. C. Minichiello	

Working Group on Supports (SG-D) (BPV III)

R. J. Masterson, <i>Chair</i>	A. N. Nguyen
F. J. Birch, <i>Secretary</i>	I. Saito
K. Avriithi	J. R. Stinson
U. S. Bandyopadhyay	T. G. Terryah
R. P. Deubler	G. Z. Tokarski
W. P. Golini	C.-I. Wu

Working Group on Probabilistic Methods in Design (SG-D) (BPV III)

R. S. Hill III, <i>Chair</i>	M. Morishita
T. Asayama	P. J. O'Regan
K. Avriithi	N. A. Palm
B. M. Ayyub	I. Saito
A. A. Dermenjian	M. E. Schmidt
M. R. Graybeal	A. Tsirigotis
D. O. Henry	J. P. Tucker
S. D. Kulat	R. M. Wilson
A. McNeill III	

Working Group on Core Support Structures (SG-D) (BPV III)

J. Yang, <i>Chair</i>	H. S. Mehta
J. F. Kielb, <i>Secretary</i>	J. F. Mullooly
F. G. Al-Chammas	A. Tsirigotis
J. T. Land	

Working Group on Pumps (SG-D) (BPV III)

R. E. Cornman, Jr., <i>Chair</i>	R. A. Ladefian
P. W. Behnke	J. W. Leavitt
M. D. Eftychiou	R. A. Patrick
A. Fraser	J. R. Rajan
R. Ghanbari	R. Udo
M. Higuchi	A. G. Washburn
C. J. Jerz	

Working Group on Design Methodology (SG-D) (BPV III)

R. B. Keating, <i>Chair</i>	J. D. Stevenson
S. D. Snow, <i>Secretary</i>	A. Tsirigotis
K. Avriithi	T. M. Wiger
M. Basol	J. Yang
D. L. Caldwell	D. F. Landers, <i>Corresponding Member</i>
H. T. Harrison III	M. K. Au-Yang, <i>Contributing Member</i>
P. Hirschberg	R. D. Blevins, <i>Contributing Member</i>
H. Kobayashi	W. S. Lapay, <i>Contributing Member</i>
H. Lockert	
J. F. McCabe	
A. N. Nguyen	
D. H. Roarty	
E. A. Rodriguez	

Working Group on Valves (SG-D) (BPV III)

J. P. Tucker, <i>Chair</i>	J. O'Callaghan
G. A. Jolly	J. D. Page
W. N. McLean	S. N. Shields
T. A. McMahan	H. R. Sonderegger
C. A. Mizer	J. C. Tsacoyeanes

Working Group on Vessels (SG-D) (BPV III)

G. K. Miller, <i>Secretary</i>	O.-S. Kim
C. Basavaraju	K. Matsunaga
C. W. Bruny	D. E. Matthews
J. V. Gregg	C. Turylo
W. J. Heilker	W. F. Weitze
A. Kalnins	R. M. Wilson
R. B. Keating	

Working Group on Design of Division 3 Containments (SG-D) (BPV III)

E. L. Pleins, <i>Chair</i>	H. P. Shrivastava
D. J. Ammerman	C. J. Temus
G. Bjorkman	I. D. McInnes, <i>Contributing Member</i>
S. Horowitz	R. E. Nickell, <i>Contributing Member</i>
D. W. Lewis	
J. C. Minichiello	
D. K. Morton	

Special Working Group on Environmental Effects (SG-D) (BPV III)

W. Z. Novak, <i>Chair</i>	C. L. Hoffmann
R. S. Hill III	Y. H. Choi, <i>Delegate</i>



Subgroup on General Requirements (BPV III & 3C)

W. C. LaRochelle, <i>Chair</i>	M. R. Minick
L. M. Plante, <i>Secretary</i>	B. B. Scott
A. Appleton	C. T. Smith
J. R. Berry	W. K. Sowder, Jr.
J. V. Gardiner	D. M. Vickery
W. P. Golini	D. V. Walshe
G. L. Hollinger	C. S. Withers
E. A. Mayhew	H. Michael, <i>Delegate</i>
R. P. McIntyre	

Working Group on Duties and Responsibilities (SG-GR) (BPV III)

J. V. Gardiner, <i>Chair</i>	A. T. Keim
G. L. Hollinger, <i>Secretary</i>	M. A. Lockwood
J. R. Berry	L. M. Plante
M. E. Jennings	D. J. Roszman
K. A. Kavanagh	S. Scardigno

Working Group on Quality Assurance, Certification, and Stamping (SG-GR) (BPV III)

C. T. Smith, <i>Chair</i>	M. R. Minick
C. S. Withers, <i>Secretary</i>	R. B. Patel
A. Appleton	S. J. Salvador
B. K. Bobo	W. K. Sowder, Jr.
S. M. Goodwin	M. F. Sullivan
J. W. Highlands	G. E. Szabatara
R. P. McIntyre	D. M. Vickery

Subgroup on Materials, Fabrication, and Examination (BPV III)

C. L. Hoffmann, <i>Chair</i>	C. C. Kim
W. G. Beach	M. Lau
W. H. Borter	H. Murakami
G. R. Cannell	N. M. Simpson
R. H. Davis	W. J. Sperko
D. M. Doyle	J. R. Stinson
G. M. Foster	J. F. Strunk
B. D. Frew	K. B. Stuckey
G. B. Georgiev	A. D. Watkins
S. E. Gingrich	H. Michael, <i>Delegate</i>
R. M. Jessee	

Subgroup on Pressure Relief (BPV III)

J. F. Ball, <i>Chair</i>	A. L. Szeglin
E. M. Petrosky	D. G. Thibault

Subgroup on Strategy and Management (BPV III, Divisions 1 and 2)

R. W. Barnes, <i>Chair</i>	E. V. Imbro
C. A. Sanna, <i>Staff Secretary</i>	R. M. Jessee
B. K. Bobo	K. A. Manoly
N. Broom	D. K. Morton
J. R. Cole	J. Ramirez
B. A. Erler	R. F. Reedy
C. M. Faidy	C. T. Smith
J. M. Helmey	W. K. Sowder, Jr.
M. F. Hessheimer	Y. Urabe
R. S. Hill III	

Special Working Group on Editing and Review (BPV III)

R. F. Reedy, <i>Chair</i>	B. A. Erler
W. H. Borter	W. C. LaRochelle
M. N. Bressler	J. D. Stevenson
R. P. Deubler	

Special Working Group on Polyethylene Pipe (BPV III)

J. C. Minichiello, <i>Chair</i>	P. Krishnaswamy
T. M. Adams	E. Lever
W. I. Adams	E. W. McElroy
G. A. Antaki	D. P. Munson
C. Basavaraju	T. M. Musto
D. Burwell	L. J. Petroff
J. M. Craig	C. W. Rowley
R. R. Croft	F. J. Schaaf, Jr.
E. L. Farrow	C. T. Smith
E. M. Focht	H. E. Svetlik
M. Golliet	D. M. Vickery
A. N. Haddad	Z. J. Zhou
R. S. Hill III	

Working Group on Nuclear High-Temperature Gas-Cooled Reactors (BPV III)

N. Broom, <i>Chair</i>	T. R. Lupold
T. D. Burchell	D. L. Marriott
M. F. Hessheimer	D. K. Morton
R. S. Hill III	T.-L. Sham
E. V. Imbro	Y. Tachibana
R. I. Jetter	T. Yuhara
Y. W. Kim	

Subgroup on Graphite Core Components (BPV III)

T. D. Burchell, <i>Chair</i>	M. P. Hindley
C. A. Sanna, <i>Staff Secretary</i>	Y. Katoh
R. L. Bratton	M. N. Mitchell
S.-H. Chi	N. N. Nemeth
M. W. Davies	T. Oku
S. W. Doms	T. Shibata
S. F. Duffy	M. Srinivasan
O. Gelineau	A. G. Steer
G. O. Hayner	S. Yu

Subgroup on Industry Experience for New Plants (BPV III & BPV XI)

G. M. Foster, <i>Chair</i>	K. Matsunaga
J. T. Lindberg, <i>Chair</i>	R. E. McLaughlin
H. L. Gustin, <i>Secretary</i>	A. McNeill III
M. L. Coats	H. Murakami
A. A. Dermenjian	R. D. Patel
J. Fletcher	J. C. Poehler
E. B. Gerlach	D. W. Sandusky
H. L. Gustin	R. R. Schaefer
D. O. Henry	D. M. Swann
E. V. Imbro	E. R. Willis
C. C. Kim	C. S. Withers
O.-S. Kim	S. M. Yee



Subgroup on Magnetic Confinement Fusion Energy Devices (BPV III)

W. K. Sowder, Jr., *Chair*
R. W. Barnes
M. Higuchi
K. H. Jong
K. A. Kavanagh
H.-J. Kim

S. Lee
G. Li
X. Li
D. Roszman
S. J. Salvador

Subgroup on Nuclear High-Temperature Reactors (BPV III)

M. Morishita, *Chair*
R. I. Jetter, *Vice Chair*
T.-L. Sham, *Secretary*
N. Broom

G. H. Koo
D. K. Morton
J. E. Nestell

Working Group on Fusion Energy Devices (BPV III)

W. K. Sowder, Jr., *Chair*

Working Group on Liquid Metal Reactors (BPV III)

T.-L. Sham, *Chair*
T. Asayama, *Secretary*
R. W. Barnes
C. M. Faigy
R. I. Jetter

G. H. Koo
M. Li
S. Majumdar
M. Morishita
J. E. Nestell

Special Working Group on Bolted Flanged Joints (BPV III)

R. W. Mikitka, *Chair*
G. D. Bibel
W. Brown

W. J. Koves
M. S. Shelton

Subgroup on Design Analysis (BPV III)

G. L. Hollinger, *Chair*
S. A. Adams
M. R. Breach
R. G. Brown
T. M. Damiani
R. J. Gurdal
B. F. Hantz
C. F. Heberling II
C. E. Hinnant
D. P. Jones
A. Kalnins

W. J. Koves
K. Matsunaga
G. A. Miller
W. D. Reinhardt
D. H. Roarty
G. Sannazzaro
T. G. Seipp
G. Taxacher
W. F. Weitze
R. A. Whipple
K. Wright

Subgroup on Elevated Temperature Design (BPV III)

R. I. Jetter, *Chair*
J. J. Abou-Hanna
T. Asayama
C. Becht
F. W. Brust
P. Carter
J. F. Cervenka
B. Dogan
D. S. Griffin
B. F. Hantz

A. B. Hull
M. H. Jawad
G. H. Koo
W. J. Kooves
D. L. Marriott
T. E. McGreevy
J. E. Nestell
W. J. O'Donnell
T.-L. Sham
R. W. Swindeman

Subgroup on Fatigue Strength (BPV III)

W. J. O'Donnell, *Chair*
S. A. Adams
G. S. Chakrabarti
T. M. Damiani
P. R. Donavin
R. J. Gurdal
C. F. Heberling II
C. E. Hinnant
P. Hirschberg

D. P. Jones
G. Kharshafdjian
S. Majumdar
S. N. Malik
D. H. Roarty
G. Taxacher
A. Tsirigotis
K. Wright
H. H. Ziada

JOINT ACI-ASME COMMITTEE ON CONCRETE COMPONENTS FOR NUCLEAR SERVICE (BPV 3C)

A. C. Eberhardt, *Chair*
C. T. Smith, *Vice Chair*
M. L. Vazquez, *Staff Secretary*
N. Alchaar
J. F. Artuso
H. G. Ashar
C. J. Bang
B. A. Erler
F. Farzam
P. S. Ghosal
J. Gutierrez
J. K. Harrold
G. A. Harstead
M. F. Hessheimer
T. C. Inman
T. E. Johnson

O. Jovall
N.-H. Lee
J. Munshi
N. Orbovic
B. B. Scott
R. E. Shewmaker
J. D. Stevenson
M. K. Thumm
M. L. Williams
T. D. Al-Shawaf, *Contributing Member*
T. Muraki, *Contributing Member*
M. R. Senecal, *Contributing Member*

Working Group on Materials, Fabrication, and Examination (BPV 3C)

J. F. Artuso, *Chair*
P. S. Ghosal, *Vice Chair*
M. L. Williams, *Secretary*
A. C. Eberhardt

J. Gutierrez
B. B. Scott
C. T. Smith

Working Group on Modernization (BPV 3C)

N. Alchaar, *Chair*
O. Jovall, *Vice Chair*
C. T. Smith, *Secretary*

J. F. Artuso
J. K. Harrold

COMMITTEE ON HEATING BOILERS (IV)

P. A. Molvie, *Chair*
T. L. Bedeaux, *Vice Chair*
G. Moino, *Staff Secretary*
J. Calland
J. P. Chicoine
C. M. Dove
B. G. French
W. L. Haag, Jr.
J. A. Hall
A. Heino

D. J. Jenkins
P. A. Larkin
K. M. McTague
B. W. Moore
T. M. Parks
J. L. Seigle
R. V. Wielgoszinski
H. Michael, *Delegate*
E. A. Nordstrom, *Alternate*

Subgroup on Care and Operation of Heating Boilers (BPV IV)

K. M. McTague
P. A. Molvie



Subgroup on Cast Iron Boilers (BPV IV)

K. M. McTague, <i>Chair</i>	A. P. Jones
T. L. Bedeaux, <i>Vice Chair</i>	V. G. Kleffis
J. P. Chicoine	J. Kliess
B. G. French	P. A. Larkin
J. A. Hall	E. A. Nordstrom

Subgroup on Materials (BPV IV)

P. A. Larkin, <i>Chair</i>	B. J. Iske
J. A. Hall, <i>Vice Chair</i>	J. Kliess
A. Heino	J. L. Seigle

Subgroup on Water Heaters (BPV IV)

W. L. Haag, Jr., <i>Chair</i>	K. M. McTague
J. Calland, <i>Vice Chair</i>	O. A. Missoum
J. P. Chicoine	R. E. Olson
B. G. French	F. J. Schreiner
T. D. Gantt	M. A. Taylor
B. J. Iske	T. E. Trant
A. P. Jones	

Subgroup on Welded Boilers (BPV IV)

T. L. Bedeaux, <i>Chair</i>	E. A. Nordstrom
J. Calland, <i>Vice Chair</i>	R. E. Olson
C. M. Dove	J. L. Seigle
B. G. French	R. V. Wielgoszinski
A. P. Jones	H. Michael, <i>Delegate</i>

**COMMITTEE ON
NONDESTRUCTIVE EXAMINATION (V)**

J. E. Batey, <i>Chair</i>	A. B. Nagel
F. B. Kovacs, <i>Vice Chair</i>	C. A. Nove
J. Brzuszkiewicz, <i>Staff Secretary</i>	T. L. Plasek
S. J. Akrin	F. J. Sattler
C. A. Anderson	G. M. Gatti, <i>Delegate</i>
J. E. Aycock	B. H. Clark, Jr., <i>Honorary Member</i>
A. S. Birks	H. C. Graber, <i>Honorary Member</i>
P. L. Brown	O. F. Hedden, <i>Honorary Member</i>
N. Y. Faransso	J. R. MacKay, <i>Honorary Member</i>
A. F. Garbolevsky	T. G. McCarty, <i>Honorary Member</i>
G. W. Hembree	
R. W. Kruzic	
J. R. McGimpsey	
M. D. Moles	

**Subgroup on General Requirements/
Personnel Qualifications and Inquiries (BPV V)**

F. B. Kovacs, <i>Chair</i>	G. W. Hembree
C. A. Anderson	J. W. Houf
J. E. Batey	J. R. MacKay
A. S. Birks	J. P. Swezy, Jr.
N. Y. Faransso	

Subgroup on Surface Examination Methods (BPV V)

A. S. Birks, <i>Chair</i>	G. W. Hembree
S. J. Akrin	R. W. Kruzic
P. L. Brown	C. A. Nove
B. Caccamise	F. J. Sattler
N. Y. Faransso	F. C. Turnbull
N. Farrenbaugh	G. M. Gatti, <i>Delegate</i>
N. A. Finney	

Subgroup on Volumetric Methods (BPV V)

G. W. Hembree, <i>Chair</i>	F. B. Kovacs
S. J. Akrin	R. W. Kruzic
J. E. Aycock	J. R. McGimpsey
J. E. Batey	M. D. Moles
P. L. Brown	A. B. Nagel
B. Caccamise	C. A. Nove
N. Y. Faransso	T. L. Plasek
A. F. Garbolevsky	F. J. Sattler
R. W. Hardy	G. M. Gatti, <i>Delegate</i>
R. A. Kellerhall	

Working Group on Acoustic Emissions (SG-VM) (BPV V)

N. Y. Faransso, <i>Chair</i>	J. E. Batey
J. E. Aycock	R. K. Miller

Working Group on Radiography (SG-VM) (BPV V)

F. B. Kovacs, <i>Chair</i>	G. W. Hembree
S. J. Akrin	R. W. Kruzic
J. E. Aycock	J. R. McGimpsey
J. E. Batey	R. J. Mills
P. L. Brown	A. B. Nagel
B. Caccamise	C. A. Nove
N. Y. Faransso	T. L. Plasek
A. F. Garbolevsky	F. C. Turnbull
R. W. Hardy	D. E. Williams

Working Group on Ultrasonics (SG-VM) (BPV V)

R. W. Kruzic, <i>Chair</i>	R. A. Kellerhall
J. E. Aycock	M. D. Moles
B. Caccamise	A. B. Nagel
N. Y. Faransso	C. A. Nove
N. A. Finney	F. J. Sattler
O. F. Hedden	

COMMITTEE ON PRESSURE VESSELS (VIII)

T. P. Pastor, <i>Chair</i>	D. T. Peters
U. R. Miller, <i>Vice Chair</i>	M. J. Pischke
S. J. Rossi, <i>Staff Secretary</i>	M. D. Rana
T. Schellens, <i>Staff Secretary</i>	G. B. Rawls, Jr.
R. J. Basile	S. C. Roberts
J. Cameron	C. D. Rodery
D. B. DeMichael	A. Selz
J. P. Glaspie	J. R. Sims, Jr.
M. Gold	D. A. Swanson
J. F. Grubb	K. K. Tam
L. E. Hayden, Jr.	S. Terada
G. G. Karcher	E. Uptis
K. T. Lau	P. A. McGowan, <i>Delegate</i>
J. S. Lee	H. Michael, <i>Delegate</i>
R. Mahadeen	K. Oyamada, <i>Delegate</i>
S. Malone	M. E. Papponetti, <i>Delegate</i>
R. W. Mikitka	D. Rui, <i>Delegate</i>
K. Mokhtarian	T. Tahara, <i>Delegate</i>
C. C. Neely	W. S. Jacobs, <i>Contributing Member</i>
T. W. Norton	
D. A. Osage	



Subgroup on Design (BPV VIII)

U. R. Miller, *Chair*
R. J. Basile, *Vice Chair*
M. D. Lower, *Secretary*
O. A. Barsky
M. R. Breach
F. L. Brown
J. R. Farr
C. E. Hinnant
M. H. Jawad
R. W. Mikitka
K. Mokhtarian
D. A. Osage
T. P. Pastor
M. D. Rana
G. B. Rawls, Jr.
S. C. Roberts

C. D. Rodery
A. Selz
S. C. Shah
J. C. Sowinski
C. H. Sturgeon
D. A. Swanson
K. K. Tam
J. Vattappilly
R. A. Whipple
A. H. Gibbs, *Delegate*
K. Oyamada, *Delegate*
M. E. Papponetti, *Delegate*
W. S. Jacobs, *Corresponding Member*
E. L. Thomas, Jr., *Honorary Member*

Subgroup on High-Pressure Vessels (BPV VIII)

D. T. Peters, *Chair*
A. P. Maslowski, *Staff Secretary*
L. P. Antalfy
R. C. Biel
P. N. Chaku
R. Cordes
R. D. Dixon
D. M. Fryer
R. T. Hallman
A. H. Honza
M. M. James
P. Jansson
J. A. Kapp
J. Keltjens
D. P. Kendall
A. K. Khare

S. C. Mordre
E. A. Rodriguez
E. D. Roll
J. R. Sims, Jr.
D. L. Stang
F. W. Tatar
S. Terada
R. Wink
K. Oyamada, *Delegate*
L. Fridlund, *Corresponding Member*
M. D. Mann, *Contributing Member*
G. J. Mraz, *Contributing Member*
D. J. Burns, *Honorary Member*
E. H. Perez, *Honorary Member*

Subgroup on Fabrication and Inspection (BPV VIII)

C. D. Rodery, *Chair*
J. P. Swezy, Jr., *Vice Chair*
B. R. Morelock, *Secretary*
J. L. Arnold
W. J. Bees
L. F. Campbell
H. E. Gordon
W. S. Jacobs
D. J. Kreft

J. S. Lee
D. A. Osage
M. J. Pischke
M. J. Rice
B. F. Shelley
P. L. Sturgill
T. Tahara
K. Oyamada, *Delegate*
R. Uebel, *Delegate*

Subgroup on Materials (BPV VIII)

J. F. Grubb, *Chair*
J. Cameron, *Vice Chair*
P. G. Wittenbach, *Secretary*
A. Di Rienzo
M. Gold
M. Katcher
W. M. Lundy
D. W. Rahoi
R. C. Sutherlin
E. Uptis

K. Oyamada, *Delegate*
E. E. Morgeneegg, *Corresponding Member*
E. G. Nisbett, *Corresponding Member*
G. S. Dixit, *Contributing Member*
J. A. McMaster, *Contributing Member*

Subgroup on General Requirements (BPV VIII)

S. C. Roberts, *Chair*
D. B. DeMichael, *Vice Chair*
F. L. Richter, *Secretary*
R. J. Basile
D. T. Davis
J. P. Glaspie
L. E. Hayden, Jr.
K. T. Lau
M. D. Lower

C. C. Neely
A. S. Olivares
D. B. Stewart
D. A. Swanson
K. K. Tam
A. H. Gibbs, *Delegate*
K. Oyamada, *Delegate*
R. Uebel, *Delegate*

Subgroup on Toughness (BPV II & BPV VIII)

D. A. Swanson, *Chair*
J. L. Arnold
R. J. Basile
J. Cameron
H. E. Gordon
W. S. Jacobs
K. Mokhtarian

C. C. Neely
M. D. Rana
F. L. Richter
J. P. Swezy, Jr.
E. Uptis
J. Vattappilly
K. Oyamada, *Delegate*

Special Working Group on Graphite Pressure Equipment (BPV VIII)

S. Malone, *Chair*
E. Soltow, *Vice Chair*
T. F. Bonn
F. L. Brown

R. W. Dickerson
B. Lukasch
M. R. Minick
A. A. Stupica

Subgroup on Heat Transfer Equipment (BPV VIII)

R. Mahadeen, *Chair*
T. W. Norton, *Vice Chair*
G. Auriolles
S. R. Babka
J. H. Barbee
O. A. Barsky
I. G. Campbell
A. Chaudouet
M. D. Clark
J. I. Gordon
M. J. Holtz
F. E. Jehrio
G. G. Karcher

D. L. Kurlle
B. J. Lerch
S. Mayeux
U. R. Miller
R. J. Stastny
K. Oyamada, *Delegate*
F. Osweiller, *Corresponding Member*
S. Yokell, *Corresponding Member*
S. M. Caldwell, *Honorary Member*

Task Group on Impulsively Loaded Vessels (BPV VIII)

R. E. Nickell, *Chair*
G. A. Antaki
J. K. Asahina
D. D. Barker
R. C. Biel
D. W. Bowman
A. M. Clayton
J. E. Didlake, Jr.
T. A. Duffey
B. L. Haroldsen
H. L. Heaton

D. Hilding
K. W. King
R. Kitamura
R. A. Leishear
P. Leslie
F. Ohlson
D. T. Peters
E. A. Rodriguez
C. Romero
J. E. Shepherd



COMMITTEE ON WELDING AND BRAZING (IX)

J. G. Feldstein, <i>Chair</i>	M. J. Pischke
W. J. Sperko, <i>Vice Chair</i>	M. J. Rice
S. J. Rossi, <i>Staff Secretary</i>	M. B. Sims
D. A. Bowers	M. J. Stanko
R. K. Brown, Jr.	J. P. Swezy, Jr.
M. L. Carpenter	P. L. Van Fosson
P. D. Flenner	R. R. Young
R. M. Jessee	S. Raghunathan, <i>Contributing Member</i>
J. S. Lee	S. D. Reynolds, Jr., <i>Contributing Member</i>
W. M. Lundy	W. D. Doty, <i>Honorary Member</i>
T. Melfi	
W. F. Newell, Jr.	
B. R. Newmark	
A. S. Olivares	

Subgroup on Brazing (BPV IX)

M. J. Pischke, <i>Chair</i>	M. L. Carpenter
E. W. Beckman	A. F. Garbolevsky
L. F. Campbell	J. P. Swezy, Jr.

Subgroup on General Requirements (BPV IX)

B. R. Newmark, <i>Chair</i>	H. B. Porter
E. W. Beckman	P. L. Sturgill
P. R. Evans	K. R. Willens
R. M. Jessee	E. Molina, <i>Delegate</i>
A. S. Olivares	

Subgroup on Materials (BPV IX)

S. E. Gingrich	C. E. Sainz
R. M. Jessee	W. J. Sperko
C. C. Kim	M. J. Stanko
T. Melfi	R. R. Young
S. D. Reynolds, Jr.	V. Giunto, <i>Delegate</i>

Subgroup on Performance Qualification (BPV IX)

D. A. Bowers, <i>Chair</i>	K. L. Hayes
V. A. Bell	J. S. Lee
L. P. Connor	W. M. Lundy
R. B. Corbit	E. G. Reichelt
P. R. Evans	M. B. Sims
P. D. Flenner	G. W. Spohn III

Subgroup on Procedure Qualification (BPV IX)

D. A. Bowers, <i>Chair</i>	M. B. Sims
M. J. Rice, <i>Secretary</i>	W. J. Sperko
M. Bernasek	S. A. Sprague
R. K. Brown, Jr.	J. P. Swezy, Jr.
J. R. McGimpsey	P. L. Van Fosson
W. F. Newell, Jr.	T. C. Wiesner
A. S. Olivares	E. Molina, <i>Delegate</i>
S. D. Reynolds, Jr.	

COMMITTEE ON FIBER-REINFORCED PLASTIC PRESSURE VESSELS (X)

D. Eisberg, <i>Chair</i>	D. L. Keeler
P. J. Conlisk, <i>Vice Chair</i>	B. M. Linnemann
P. D. Stumpf, <i>Staff Secretary</i>	N. L. Newhouse
F. L. Brown	D. J. Painter
J. L. Bustillos	G. Ramirez
T. W. Cowley	J. R. Richter
I. L. Dinovo	J. A. Rolston
T. J. Fowler	B. F. Shelley
M. R. Gorman	F. W. Van Name
D. H. Hodgkinson	D. O. Yancey, Jr.
L. E. Hunt	P. H. Ziehl

COMMITTEE ON NUCLEAR INSERVICE INSPECTION (XI)

G. C. Park, <i>Chair</i>	D. A. Scarth
R. W. Swayne, <i>Vice Chair</i>	F. J. Schaaf, Jr.
R. L. Crane, <i>Staff Secretary</i>	J. C. Spanner, Jr.
W. H. Bamford, Jr.	G. L. Stevens
C. B. Cantrell	K. B. Thomas
R. C. Cipolla	E. W. Throckmorton III
M. L. Coats	D. E. Waskey
D. D. Davis	R. A. West
R. L. Dyle	C. J. Wirtz
E. L. Farrow	R. A. Yonekawa
J. Fletcher	K. K. Yoon
E. B. Gerlach	T. Yuhara
R. E. Gimple	Y.-S. Chang, <i>Delegate</i>
F. E. Gregor	J. T. Lindberg, <i>Alternate</i>
K. Hasegawa	L. J. Chockie, <i>Honorary Member</i>
D. O. Henry	C. D. Cowfer, <i>Honorary Member</i>
J. C. Keenan	O. F. Hedden, <i>Honorary Member</i>
R. D. Kerr	L. R. Katz, <i>Honorary Member</i>
S. D. Kulat	P. C. Riccardella, <i>Honorary Member</i>
G. L. Lagleder	
D. W. Lamond	
G. A. Lofthus	
W. E. Norris	
K. Rhyne	

Executive Committee (BPV XI)

R. W. Swayne, <i>Chair</i>	W. E. Norris
G. C. Park, <i>Vice Chair</i>	K. Rhyne
R. L. Crane, <i>Staff Secretary</i>	J. C. Spanner, Jr.
W. H. Bamford, Jr.	K. B. Thomas
R. L. Dyle	R. A. West
R. E. Gimple	R. A. Yonekawa
J. T. Lindberg	

Subgroup on Evaluation Standards (SG-ES) (BPV XI)

W. H. Bamford, Jr., <i>Chair</i>	K. Koyama
G. L. Stevens, <i>Secretary</i>	D. R. Lee
H.-D. Chung	H. S. Mehta
R. C. Cipolla	J. G. Merkle
G. H. DeBoo	M. A. Mitchell
R. L. Dyle	K. Miyazaki
B. R. Ganta	S. Ranganath
T. J. Griesbach	D. A. Scarth
K. Hasegawa	T.-L. Sham
K. Hojo	K. R. Wichman
D. N. Hopkins	K. K. Yoon
Y. Imamura	Y.-S. Chang, <i>Delegate</i>



Working Group on Flaw Evaluation (SG-ES) (BPV XI)

R. C. Cipolla, *Chair*
G. H. DeBoo, *Secretary*
W. H. Bamford, Jr.
M. Basol
B. Bezensek
J. M. Bloom
H.-D. Chung
B. R. Ganta
R. G. Gilada
T. J. Griesbach
H. L. Gustin
F. D. Hayes
P. H. Hoang
K. Hojo
D. N. Hopkins
K. Koyama
D. R. Lee

H. S. Mehta
J. G. Merkle
K. Miyazaki
R. K. Qashu
S. Ranganath
D. L. Rudland
P. J. Rush
D. A. Scarth
W. L. Server
N. J. Shah
T. V. Vo
K. R. Wichman
G. M. Wilkowski
S. X. Xu
K. K. Yoon
V. A. Zilberstein

Working Group on Operating Plant Criteria (SG-ES) (BPV XI)

T. J. Griesbach, *Chair*
W. H. Bamford, Jr.
H. Behnke
B. A. Bishop
T. L. Dickson
R. L. Dyle
S. R. Gosselin
M. Hayashi
H. S. Mehta

M. A. Mitchell
R. Pace
S. Ranganath
W. L. Server
E. A. Siegel
D. V. Sommerville
G. L. Stevens
D. P. Weakland
K. K. Yoon

Working Group on Pipe Flaw Evaluation (SG-ES) (BPV XI)

D. A. Scarth, *Chair*
G. M. Wilkowski, *Secretary*
T. A. Bacon
W. H. Bamford, Jr.
B. Bezensek
H.-D. Chung
R. C. Cipolla
N. G. Cofie
J. M. Davis
G. H. DeBoo
B. Dogan
B. R. Ganta
L. F. Goyette
K. Hasegawa
P. H. Hoang

K. Hojo
D. N. Hopkins
K. Kashima
R. O. McGill
H. S. Mehta
K. Miyazaki
D. L. Rudland
P. J. Rush
T.-L. Sham
T. V. Vo
B. S. Wasiluk
S. X. Xu
K. K. Yoon
V. A. Zilberstein

Subgroup on Nondestructive Examination (SG-NDE) (BPV XI)

J. C. Spanner, Jr., *Chair*
G. A. Lofthus, *Secretary*
C. A. Anderson
T. L. Chan
C. B. Cheezem
D. R. Cordes
F. E. Dohmen
M. E. Gothard

D. O. Henry
D. Kurek
G. L. Lagleder
J. T. Lindberg
G. R. Perkins
A. S. Reed
F. J. Schaaf, Jr.
C. J. Wirtz

Working Group on Personnel Qualification and Surface Visual and Eddy Current Examination (SG-NDE) (BPV XI)

A. S. Reed, *Chair*
D. R. Cordes, *Secretary*
C. A. Anderson
B. L. Curtis
N. Farenbaugh
D. O. Henry
K. M. Hoffman

J. W. Houf
J. T. Lindberg
D. R. Quattlebaum, Jr.
D. Spake
J. C. Spanner, Jr.
M. C. Weatherly
C. J. Wirtz

Working Group on Procedure Qualification and Volumetric Examination (SG-NDE) (BPV XI)

M. E. Gothard, *Chair*
G. R. Perkins, *Secretary*
M. T. Anderson
C. B. Cheezem
A. D. Chockie
S. R. Doctor
F. E. Dohmen
K. J. Hacker

R. A. Kellerhall
D. Kurek
G. A. Lofthus
C. E. Moyer
S. A. Sabo
R. V. Swain
S. J. Todd

Subgroup on Repair/Replacement Activities (SG-RRR) (BPV XI)

R. A. Yonekawa, *Chair*
E. V. Farrell, Jr., *Secretary*
S. B. Brown
R. E. Cantrell
P. D. Fisher
J. M. Gamber
E. B. Gerlach
R. E. Gimple
D. R. Graham
R. A. Hermann
K. J. Karwoski

J. C. Keenan
R. D. Kerr
S. L. McCracken
B. R. Newton
J. E. O'Sullivan
R. R. Stevenson
R. W. Swayne
D. E. Waskey
J. G. Weicks
E. G. Reichelt, *Alternate*

Working Group on Welding and Special Repair Processes (SG-RRR) (BPV XI)

D. E. Waskey, *Chair*
D. J. Tilly, *Secretary*
R. E. Cantrell
S. J. Findlan
P. D. Fisher
M. L. Hall
R. A. Hermann
K. J. Karwoski
C. C. Kim

M. Lau
S. L. McCracken
D. B. Meredith
B. R. Newton
J. E. O'Sullivan
G. R. Poling
R. E. Smith
J. G. Weicks
K. R. Willens

Working Group on Design and Programs (SG-RRR) (BPV XI)

E. B. Gerlach, *Chair*
S. B. Brown, *Secretary*
O. Bhatt
J. W. Collins
R. R. Croft
G. G. Elder
E. V. Farrell, Jr.
S. K. Fisher
J. M. Gamber

D. R. Graham
G. F. Harttraft
T. E. Hiss
M. A. Pyne
R. R. Stevenson
R. W. Swayne
A. H. Taufique
T. P. Vassallo, Jr.
R. A. Yonekawa



Subgroup on Water-Cooled Systems (SG-WCS) (BPV XI)

K. B. Thomas, <i>Chair</i>	S. D. Kulat
N. A. Palm, <i>Secretary</i>	D. W. Lamond
J. M. Agold	A. McNeill III
V. L. Armentrout	T. Nomura
J. M. Boughman	W. E. Norris
S. T. Chesworth	G. C. Park
M. L. Coats	J. E. Staffiera
D. D. Davis	E. W. Throckmorton III
H. Q. Do	R. A. West
E. L. Farrow	G. E. Whitman
M. J. Ferlisi	H. L. Graves III, <i>Alternate</i>
O. F. Hedden	

Working Group on Containment (SG-WCS) (BPV XI)

J. E. Staffiera, <i>Chair</i>	H. L. Graves III
H. M. Stephens, Jr., <i>Secretary</i>	H. T. Hill
S. G. Brown	R. D. Hough
R. C. Cox	C. N. Krishnaswamy
J. W. Crider	D. J. Naus
M. J. Ferlisi	F. Poteet III
P. S. Ghosal	G. Thomas
D. H. Goche	W. E. Norris, <i>Alternate</i>

Working Group on ISI Optimization (SG-WCS) (BPV XI)

D. R. Cordes, <i>Chair</i>	A. H. Mahindrakar
S. A. Norman, <i>Secretary</i>	S. A. Sabo
W. H. Bamford, Jr.	S. R. Scott
J. M. Boughman	E. A. Siegel
J. W. Collins	K. B. Thomas
M. E. Gothard	G. E. Whitman
R. E. Hall	Y. Yuguchi

Working Group on Implementation of Risk-Based Examination (SG-WCS) (BPV XI)

S. D. Kulat, <i>Chair</i>	K. M. Hoffman
S. T. Chesworth, <i>Secretary</i>	A. T. Keim
J. M. Agold	D. W. Lamond
B. A. Bishop	J. T. Lewis
C. Cueto-Felgueroso	R. K. Mattu
H. Q. Do	A. McNeill III
R. Fougrousse	P. J. O'Regan
M. R. Graybeal	N. A. Palm
J. Hakii	M. A. Pyne
K. W. Hall	J. C. Younger

Working Group on Inspection of Systems and Components (SG-WCS) (BPV XI)

J. M. Agold, <i>Chair</i>	S. D. Kulat
V. L. Armentrout, <i>Secretary</i>	T. A. Meyer
C. Cueto-Felgueroso	D. G. Naujock
H. Q. Do	T. Nomura
M. J. Ferlisi	C. M. Ross
R. Fougrousse	K. B. Thomas
K. W. Hall	G. E. Whitman

Working Group on Pressure Testing (SG-WCS) (BPV XI)

D. W. Lamond, <i>Chair</i>	R. E. Hall
J. M. Boughman, <i>Secretary</i>	A. McNeill III
Y.-K. Chung	B. L. Montgomery
J. J. Churchwell	P. N. Passalugo
T. Coste	E. J. Sullivan, Jr.
J. A. Doughty	E. W. Throckmorton III
G. L. Fechter IV	

Special Working Group on Editing and Review (BPV XI)

R. W. Swayne, <i>Chair</i>	J. E. Staffiera
C. E. Moyer	D. J. Tilly
K. R. Rao	C. J. Wirtz

Special Working Group on Nuclear Plant Aging (BPV XI)

T. A. Meyer, <i>Chair</i>	A. B. Meichler
D. V. Burgess, <i>Secretary</i>	R. E. Nickell
S. Asada	K. Sakamoto
Y.-K. Chung	W. L. Server
D. D. Davis	R. L. Turner
F. E. Gregor	G. G. Young
A. L. Hiser, Jr.	G. E. Carpenter, <i>Alternate</i>

Special Working Group on High-Temperature Gas-Cooled Reactors (BPV XI)

J. Fletcher, <i>Chair</i>	A. B. Hull
M. A. Lockwood, <i>Secretary</i>	R. K. Miller
N. Broom	M. N. Mitchell
C. Cueto-Felgueroso	T. Roney
K. N. Fleming	F. J. Schaaf, Jr.
S. R. Gosselin	F. Shahrokhi
M. R. Graybeal	R. W. Swayne

Working Group on General Requirements (BPV XI)

K. Rhyne, <i>Chair</i>	E. L. Farrow
E. J. Maloney, <i>Secretary</i>	J. C. Keenan
G. P. Alexander	R. K. Mattu
T. L. Chan	S. R. Scott
M. L. Coats	G. E. Szabatura

COMMITTEE ON TRANSPORT TANKS (XII)

M. D. Rana, <i>Chair</i>	M. D. Pham
S. Staniszewski, <i>Vice Chair</i>	M. Pitts
D. R. Sharp, <i>Staff Secretary</i>	T. A. Rogers
A. N. Antoniou	A. Selz
C. H. Hochman	W. K. Smith
G. G. Karcher	A. P. Varghese
N. J. Paulick	M. R. Ward

Subgroup on Design and Materials (BPV XII)

A. P. Varghese, <i>Chair</i>	M. D. Pham
R. C. Sallash, <i>Secretary</i>	M. D. Rana
P. Chilukuri	T. A. Rogers
T. Hitchcock	A. Selz
G. G. Karcher	M. R. Ward
S. L. McWilliams	E. A. Whittle
N. J. Paulick	



Subgroup on Fabrication and Inspection (BPV XII)

J. A. Byers
B. L. Gehl
L. D. Holsinger

D. J. Kreft
A. S. Olivares
L. H. Strouse

Subgroup on General Requirements (BPV XII)

C. H. Hochman, *Chair*
A. N. Antoniou, *Secretary*
T. W. Alexander
J. L. Freiler
W. L. Garfield
K. L. Gilmore
M. Pitts

J. L. Rademacher
T. Rummel
R. C. Sallash
W. K. Smith
S. Staniszewski
L. H. Strouse

Subgroup on Nonmandatory Appendices (BPV XII)

T. A. Rogers, *Chair*
S. Staniszewski, *Secretary*
D. D. Brusewitz
J. L. Conley
T. Eubanks
B. L. Gehl
T. Hitchcock

S. L. McWilliams
M. Pitts
J. L. Rademacher
A. Selz
D. G. Shelton
A. P. Varghese
M. R. Ward

**COMMITTEE ON BOILER AND
PRESSURE VESSEL CONFORMITY ASSESSMENT (CBPVCA)**

W. C. LaRochelle, *Chair*
P. D. Edwards, *Vice Chair*
K. I. Baron, *Staff Secretary*
W. J. Bees
S. W. Cameron
T. E. Hansen
D. J. Jenkins
K. T. Lau
L. E. McDonald
K. M. McTague
D. Miller
B. R. Morelock
J. D. O'Leary
T. M. Parks
B. C. Turczynski
D. E. Tuttle
E. A. Whittle
S. F. Harrison, Jr., *Contributing Member*

D. C. Cook, *Alternate*
R. D. Danzy, *Alternate*
M. A. DeVries, *Alternate*
G. L. Hollinger, *Alternate*
D. W. King, *Alternate*
B. L. Krasium, *Alternate*
P. F. Martin, *Alternate*
K. McPhie, *Alternate*
G. P. Milley, *Alternate*
M. R. Minick, *Alternate*
T. W. Norton, *Alternate*
F. J. Pavlovicz, *Alternate*
M. T. Roby, *Alternate*
J. A. West, *Alternate*
R. V. Wielgoszinski, *Alternate*
A. J. Spencer, *Honorary Member*

COMMITTEE ON NUCLEAR CERTIFICATION (CNC)

R. R. Stevenson, *Chair*
W. C. LaRochelle, *Vice Chair*
J. Pang, *Staff Secretary*
M. N. Bressler
G. Deily
S. M. Goodwin
K. A. Huber
M. Kotb
J. C. Krane
R. P. McIntyre
M. R. Minick
H. B. Prasse
T. E. Quaka
D. M. Vickery
C. S. Withers

M. F. Sullivan, *Contributing Member*
P. D. Edwards, *Alternate*
D. P. Gobbi, *Alternate*
J. W. Highlands, *Alternate*
K. M. Hottle, *Alternate*
K. A. Kavanagh, *Alternate*
B. G. Kovarik, *Alternate*
B. L. Krasium, *Alternate*
M. A. Lockwood, *Alternate*
R. J. Luymes, *Alternate*
L. M. Plante, *Alternate*
D. W. Stepp, *Alternate*
E. A. Whittle, *Alternate*
H. L. Wiger, *Alternate*

**COMMITTEE ON
SAFETY VALVE REQUIREMENTS (BPV-SVR)**

J. A. West, *Chair*
D. B. DeMichael, *Vice Chair*
C. E. O'Brien, *Staff Secretary*
J. F. Ball
S. Cammeresi
J. A. Cox
R. D. Danzy
R. J. Doelling
J. P. Glaspie

S. F. Harrison, Jr.
W. F. Hart
D. Miller
T. M. Parks
D. K. Parrish
T. Patel
D. J. Scallan
Z. Wang

Subgroup on Design (BPV-SVR)

R. D. Danzy, *Chair*
C. E. Beair
J. A. Conley
R. J. Doelling

D. Miller
T. Patel
T. R. Tarbay
J. A. West

Subgroup on General Requirements (BPV-SVR)

D. B. DeMichael, *Chair*
J. F. Ball
G. Brazier
J. P. Glaspie
D. K. Parrish

J. W. Ramsey
J. W. Richardson
D. E. Tuttle
S. T. French, *Alternate*

Subgroup on Testing (BPV-SVR)

J. A. Cox, *Chair*
J. E. Britt
S. Cammeresi
G. D. Goodson

W. F. Hart
B. K. Nutter
D. J. Scallan
Z. Wang

**U.S. Technical Advisory Group ISO/TC 185
Safety Relief Valves**

T. J. Bevilacqua, *Chair*
C. E. O'Brien, *Staff Secretary*
J. F. Ball
G. Brazier

D. B. DeMichael
D. Miller
B. K. Nutter
J. A. West



PREAMBLE

This Code covers rules for construction of power boilers,¹ electric boilers,² miniature boilers,³ high-temperature water boilers,⁴ heat recovery steam generators,⁵ and certain fired pressure vessels⁶ to be used in stationary service and includes those power boilers used in locomotive, portable, and traction service. Reference to a paragraph includes all the subparagraphs and subdivisions under that paragraph.

The Code does not contain rules to cover all details of design and construction. Where complete details are not given, it is intended that the manufacturer, subject to the acceptance of the Authorized Inspector, shall provide details of design and construction which will be as safe as otherwise provided by the rules in the Code.

The scope of jurisdiction of Section I applies to the boiler proper and to the boiler external piping.

Superheaters, economizers, and other pressure parts connected directly to the boiler without intervening valves shall be considered as parts of the boiler proper, and their construction shall conform to Section I rules.

Boiler external piping shall be considered as that piping which begins where the boiler proper or isolable superheater, or isolable economizer terminates at:

- (a) the first circumferential joint for welding end connections; or
- (b) the face of the first flange in bolted flanged connections; or
- (c) the first threaded joint in that type of connection; and which extends up to and including the valve or valves required by this Code.

ASME Code Certification (including Data Forms and Code Symbol Stamping), and/or inspection by the Authorized Inspector, when required by this Code, is required for the boiler proper and the boiler external piping.

¹ Power boiler — a boiler in which steam or other vapor is generated at a pressure of more than 15 psi (100 kPa) for use external to itself.

² Electric boiler — a power boiler or a high-temperature water boiler in which the source of heat is electricity.

³ Miniature boiler — a power boiler or a high-temperature water boiler in which the limits specified in PMB-2 are not exceeded.

⁴ High-temperature water boiler — a water boiler intended for operation at pressures in excess of 160 psi (1.1 MPa) and/or temperatures in excess of 250°F (120°C).

⁵ Heat recovery steam generator (HRSG) — a boiler that has as its principal source of thermal energy a hot gas stream having high-ramp rates and temperatures such as the exhaust of a gas turbine.

⁶ Fired pressure vessel — reheaters, isolable superheaters, and nonintegral separately fired superheaters.

Construction rules for materials, design, fabrication, installation, and testing of the boiler external piping are contained in ASME B31.1, Power Piping. Piping beyond the valve or valves required by Section I is not within the scope of Section I, and it is not the intent that the Code Symbol Stamp be applied to such piping or any other piping.

The material for forced-circulation boilers, boilers with no fixed steam and water line, and high-temperature water boilers shall conform to the requirements of the Code. All other requirements shall also be met except where they relate to special features of construction made necessary in boilers of these types, and to accessories that are manifestly not needed or used in connection with such boilers, such as water gages and water columns.

Reheaters receiving steam which has passed through part of a turbine or other prime mover and separately fired steam superheaters which are not integral with the boiler are considered fired pressure vessels and their construction shall comply with Code requirements for superheaters, including safety devices. Piping between the reheater connections and the turbine or other prime mover is not within the scope of the Code. Steam piping to the inlet connections and from the outlet connections of nonintegral separately fired superheaters is not within the scope of the Code.

A pressure vessel in which steam is generated by the application of heat resulting from the combustion of fuel (solid, liquid, or gaseous) shall be classed as a fired steam boiler.

Unfired pressure vessels in which steam is generated shall be classed as unfired steam boilers with the following exceptions:

- (a) vessels known as evaporators or heat exchangers
- (b) vessels in which steam is generated by the use of heat resulting from operation of a processing system containing a number of pressure vessels such as used in the manufacture of chemical and petroleum products

Unfired steam boilers shall be constructed under the provisions of Section I or Section VIII.

Expansion tanks connected to high-temperature water boilers without intervening valves shall be constructed to the requirements of Section I or Section VIII.

A pressure vessel in which an organic fluid is vaporized by the application of heat resulting from the combustion



of fuel (solid, liquid, or gaseous) shall be constructed under the provisions of Section I. Vessels in which vapor is generated incidental to the operation of a processing sys-

tem, containing a number of pressure vessels such as used in chemical and petroleum manufacture, are not covered by the rules of Section I.

