



IEC 62457

Edition 1.0 2007-09

# INTERNATIONAL STANDARD

---

**Multimedia home networks – Home network communication protocol over IP for multimedia household appliances**

INTERNATIONAL  
ELECTROTECHNICAL  
COMMISSION

PRICE CODE **XB**

---

ICS 33.040; 33.160.01

ISBN 2-8318-9306-2

## CONTENTS

FOREWORD.....	6
INTRODUCTION.....	8
1 Scope.....	10
2 Normative reference .....	11
3 Terms, definitions and abbreviations .....	11
3.1 Terms and definitions .....	11
3.2 Abbreviations .....	15
4 TCP/IP interface and requirements .....	15
4.1 Overview .....	15
4.2 Topology .....	16
4.3 UDP interface.....	19
4.4 Packet format of Home Network frame .....	19
4.4.1 General .....	19
4.4.2 Home Network transmission frame transfer .....	21
4.4.3 MAC/IP address resolution request/response .....	22
4.4.4 IP/MAC address resolution request/response .....	23
4.4.5 Hardware/MAC address resolution request/response.....	24
4.4.6 MAC address initialization request/response .....	25
4.4.7 MAC address server initialization response/MAC address allocation response .....	26
4.4.8 MAC address confirmation request/response.....	27
4.4.9 MAC address request to all nodes/response .....	28
4.4.10 MAC address server detection request/response, MAC address server notification .....	29
4.4.11 Network control message (destination invalid).....	30
4.4.12 Network control message (NMa overlap) .....	31
4.5 Basic communication sequences.....	32
4.5.1 General .....	32
4.5.2 MAC/IP address resolution request/response (resolution of the NMa into the IP address) .....	32
4.5.3 IP/MAC address resolution request/response (resolution of IP address into NMa) .....	33
4.5.4 Hardware/MAC address resolution request/response.....	35
4.5.5 MAC address request/response to all nodes .....	36
4.5.6 Network control message (destination invalid).....	37
4.5.7 Special case pertaining to packets with invalid destination values .....	38
4.5.8 Network control message (NMa overlap) .....	39
4.6 NMa acquisition booting sequence .....	40
4.6.1 Overview of NMa acquisition booting sequence .....	40
4.6.2 Overview of the processing after acquisition of IP Address .....	40
4.6.3 Booting node .....	41
4.6.4 MAC address server .....	45
4.6.5 Operating nodes .....	45
4.7 MAC address server.....	47
4.7.1 Requirement of MAC address server .....	47
4.7.2 Processing sequence for MAC address server booting .....	47

4.7.3	Processing by operating MAC address server.....	48
4.8	Time period parameters .....	50
4.9	Provision for updating data after NMa acquisition.....	51
5	TCP/IP and requirements .....	51
5.1	IP.....	51
5.1.1	Protocols to be used.....	51
5.1.2	IP Address.....	51
5.1.3	Multicast address .....	51
5.1.4	DHCP .....	51
5.1.5	Method for obtaining IP Address by manual setting, etc.....	52
5.1.6	Routing.....	52
5.2	UDP .....	52
5.2.1	Protocols to be used.....	52
5.2.2	Port Number .....	52
6	Lower-layer medium-specific interface and requirements.....	52
6.1	Interface and requirements on lower-layer medium.....	52
6.2	Software internal status transition .....	52
6.2.1	Overview .....	52
6.2.2	Stop status .....	54
6.2.3	Cold start status .....	54
6.2.4	Warm start status .....	55
6.2.5	Communication suspension status.....	55
6.2.6	Normal operation status.....	56
6.2.7	Error stop status.....	57
6.2.8	Temporary stop status .....	58
	Annex A (informative) Basic booting sequence .....	59
	Annex B (informative) Basic MAC address server booting sequence.....	66
	Annex C (normative) Requirements on IEEE 802.15.1 .....	68
	Bibliography.....	74
	Figure 1 – Grouping of relationship between household appliances and audiovisual equipment, PCs and PC-related equipment.....	9
	Figure 2 – Examples of data communication between household appliance and audiovisual equipment, PCs and PC-related equipment .....	9
	Figure 3 – The composition of the Home Network layer and the specified portions.....	10
	Figure 4 – Encapsulation of Home Network frame.....	16
	Figure 5 – Example of a subnet using Layer 2 bridges .....	17
	Figure 6 – Example of a subnet connection using Home Network routers.....	17
	Figure 7 – Relationship between IP subnet and Home Network subnet .....	18
	Figure 8 – Home Network frame packet format .....	19
	Figure 9 – Notation for bits in the flag field.....	21
	Figure 10 – IEEE 802.15.1 Address described in bits.....	21
	Figure 11 – Basic MAC/IP address resolution sequence .....	33
	Figure 12 – Basic IP/MAC address resolution sequence .....	34

Figure 13 – Basic Hardware/MAC address resolution sequence.....	35
Figure 14 – Basic “MAC address request/response to all nodes” sequence.....	37
Figure 15 – Basic “destination invalid” processing sequence.....	38
Figure 16 – Basic sequence for handling detected NMa overlap .....	39
Figure 17 – Flowchart for determining provisional NMa to be used.....	42
Figure 18 – Check for NMAs in use by other nodes .....	43
Figure 19 – Example of duplicated provisional NMa .....	44
Figure 20 – Format for UsedMAC.....	46
Figure 21 – Example of UsedMAC .....	46
Figure 22 – Internal software status transitions .....	53
Figure A.1 – A-MODE booting, NMAs not retained (with MAC address server) .....	60
Figure A.2 – SR-MODE booting, NMAs not retained (with MAC address server).....	61
Figure A.3 – A-MODE booting, NMAs not retained (without MAC address server) .....	62
Figure A.4 – SR-MODE booting, NMAs not retained (without MAC address server).....	63
Figure A.5 – A-MODE booting, NMAs retained (with MAC address server) .....	64
Figure A.6 – A-MODE booting, NMAs retained (without MAC address server) .....	65
Figure B.1 – Booting of a single MAC address server .....	66
Figure B.2 – Near-simultaneous booting of two or more MAC address servers.....	67
Figure C.1 – Layer structure .....	68
Figure C.2 – Basic form of subnet.....	69
Figure C.3 – Example of a subnet connection using Home Network routers .....	69
Figure C.4 – Example of an unacceptable subnet connection (scatternet).....	70
Figure C.5 – Example of a connection using a home network gateway.....	70
Figure C.6 – Example of a subnet using Layer 2 bridges.....	71
Figure C.7 – Examples of Home Network communication software implementation.....	72
Figure C.8 – Packet structure .....	73
Table 1 – Packet type numbers of the Home Network frame .....	20
Table 2 – Hardware type.....	20
Table 3 – Format for “Home Network transmission frame transfer” packets.....	22
Table 4 – Format for “MAC/IP address resolution request” packets .....	22
Table 5 – Format for “MAC/IP address resolution response” packets .....	23
Table 6 – Format for “IP/MAC address resolution request” packets .....	23
Table 7 – Format for “IP/MAC address resolution response” packets .....	24
Table 8 – Format for “hardware/MAC address resolution request” packets.....	24
Table 9 – Format for “hardware/MAC address resolution response” packets .....	25
Table 10 – Format for “MAC address initialization request” packets .....	26
Table 11 – Format for “MAC address initialization response” packets .....	26
Table 12 – Format for “MAC address server initialization response” packets.....	27
Table 13 – Format for “MAC address allocation response” packets .....	27
Table 14 – Format for “MAC address confirmation request” packets .....	28
Table 15 – Format for “MAC address confirmation response” packets.....	28
Table 16 – Format for “ MAC address request to all nodes” packets.....	28

Table 17 – Format for “MAC address response to all nodes” packets.....	29
Table 18 – Format for “MAC address server detection request” packets.....	29
Table 19 – Format for “MAC address server notification” packets.....	30
Table 20 – Format for “MAC address server detection response” packets .....	30
Table 21 – Format for “network control message (destination invalid)” packets .....	31
Table 22 – Format for “NMa overlap” network control message packets.....	31
Table 23 – Address Relation table .....	32
Table 24 – Booting modes .....	40
Table 25 – Sample for storing allocated NMAs .....	48
Table 26 – Time period parameters.....	50

## INTERNATIONAL ELECTROTECHNICAL COMMISSION

---

**MULTIMEDIA HOME NETWORKS –  
HOME NETWORK COMMUNICATION PROTOCOL  
OVER IP FOR MULTIMEDIA HOUSEHOLD APPLIANCES**

## FOREWORD

- 1) The International Electrotechnical Commission (IEC) is a worldwide organization for standardization comprising all national electrotechnical committees (IEC National Committees). The object of IEC is to promote international co-operation on all questions concerning standardization in the electrical and electronic fields. To this end and in addition to other activities, IEC publishes International Standards, Technical Specifications, Technical Reports, Publicly Available Specifications (PAS) and Guides (hereafter referred to as "IEC Publication(s)"). Their preparation is entrusted to technical committees; any IEC National Committee interested in the subject dealt with may participate in this preparatory work. International, governmental and non-governmental organizations liaising with the IEC also participate in this preparation. IEC collaborates closely with the International Organization for Standardization (ISO) in accordance with conditions determined by agreement between the two organizations.
- 2) The formal decisions or agreements of IEC on technical matters express, as nearly as possible, an international consensus of opinion on the relevant subjects since each technical committee has representation from all interested IEC National Committees.
- 3) IEC Publications have the form of recommendations for international use and are accepted by IEC National Committees in that sense. While all reasonable efforts are made to ensure that the technical content of IEC Publications is accurate, IEC cannot be held responsible for the way in which they are used or for any misinterpretation by any end user.
- 4) In order to promote international uniformity, IEC National Committees undertake to apply IEC Publications transparently to the maximum extent possible in their national and regional publications. Any divergence between any IEC Publication and the corresponding national or regional publication shall be clearly indicated in the latter.
- 5) IEC provides no marking procedure to indicate its approval and cannot be rendered responsible for any equipment declared to be in conformity with an IEC Publication.
- 6) All users should ensure that they have the latest edition of this publication.
- 7) No liability shall attach to IEC or its directors, employees, servants or agents including individual experts and members of its technical committees and IEC National Committees for any personal injury, property damage or other damage of any nature whatsoever, whether direct or indirect, or for costs (including legal fees) and expenses arising out of the publication, use of, or reliance upon, this IEC Publication or any other IEC Publications.
- 8) Attention is drawn to the Normative references cited in this publication. Use of the referenced publications is indispensable for the correct application of this publication.
- 9) Attention is drawn to the possibility that some of the elements of this IEC Publication may be the subject of patent rights. IEC shall not be held responsible for identifying any or all such patent rights.

International Standard IEC 62457 has been prepared by technical area 9: Audio, video and multimedia applications for end-user network, of IEC technical committee 100: Audio, video and multimedia systems and equipment.

The text of this standard is based on the following documents:

CDV	Report on voting
100/1197/CDV	100/1271/RVC

Full information on the voting for the approval of this standard can be found in the report on voting indicated in the above table.

This publication has been drafted in accordance with the ISO/IEC Directives, Part 2.

The committee has decided that the contents of this publication will remain unchanged until the maintenance result date indicated on the IEC web site under "<http://webstore.iec.ch>" in the data related to the specific publication. At this date, the publication will be

- reconfirmed,
- withdrawn,
- replaced by a revised edition, or
- amended.

## INTRODUCTION

By enabling standalone-type household appliances (household appliances other than audiovisual equipment, PCs and PC-related equipment) such as white appliances (e.g. air conditioners, refrigerators), sensors, health, exercise and fitness equipment to connect to and work in conjunction with audiovisual equipment, PCs and/or PC-related equipment, it becomes possible to deliver multimedia application services, such as displaying a “washing completed” message of a washing machine on a TV screen or operating an air conditioner via a TV screen, that otherwise would not be possible (see Figure 1).

To achieve these services, a home network standard for networks of standalone-type household appliances and network standards for audiovisual equipment, PCs and PC-related equipment are needed. It is also necessary to establish a system that allows equipment belonging to a network to exchange data with other equipment of different types of networks. A commonly used approach to allow networks of different types to exchange data with each other is to use Gateways.

Because data transferred within, into and out of networks of standalone-type household appliances are control data, which are much smaller in volume than data similarly transferred for networks of audiovisual equipment, PCs and PC-related equipment, and because standalone-type household appliances have longer service lives than audiovisual equipment, PCs and PC-related equipment, home network standards for networks of standalone-type household appliances have been established separately from network standards for audiovisual equipment, PCs and PC-related equipment, and many different protocol standards have been in use for a long time in different countries<sup>1</sup>).

On the other hand, recent advances in device and software technology have made it possible to implement TCP/IP (which has been adopted worldwide for audiovisual equipment, PCs and PC-related equipment) in certain standalone-type household appliances, and so establishing a home network standard for networks of standalone-type household appliances in the form of a standard for layers above TCP/IP would allow data to be directly exchanged between household appliances and audiovisual equipment, PCs and PC-related equipment via TCP/IP (see Figure 2 example1, example2). In turn, this would allow the creation of multimedia application services that enable household appliances to work in conjunction with audiovisual equipment, PCs and PC-related equipment.

The advantages of applying this standard are:

- it can be applied to many types of Home Network standards.
- both Home Network nodes with TCP/IP Layer and without can coexist under the same Home Network middleware.
- Household appliances can communicate with audiovisual equipment, PCs and PC-related equipment, and vice versa, without requiring any gateway.
- Household appliances can handle text and audiovisual data.
- Audiovisual equipment, PCs and PC-related equipment can handle Household appliances data.
- Household appliances can freely select a suitable lower-layer medium from various lower-layer media below TCP/IP.

---

<sup>1</sup> CEBus, ECHONET, Konnex, LonTalk, others.



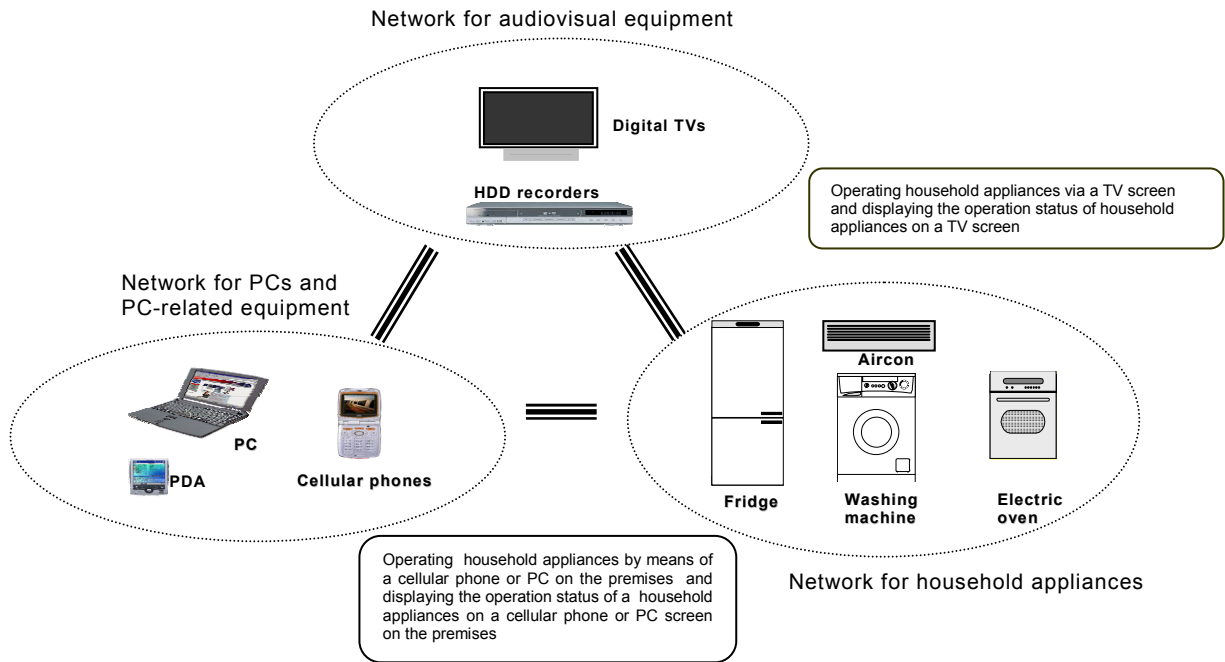


Figure 1 – Grouping of relationship between household appliances and audiovisual equipment, PCs and PC-related equipment

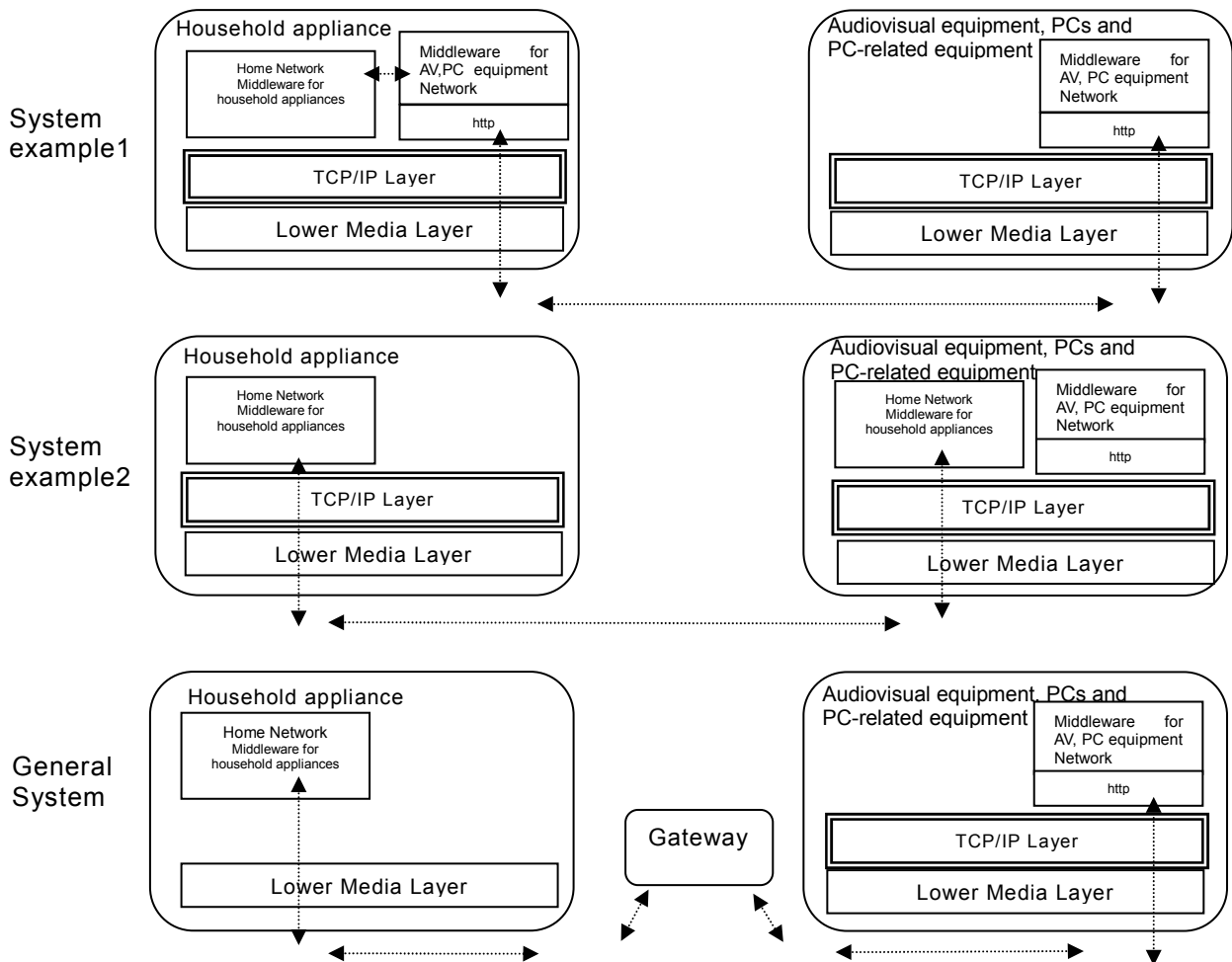
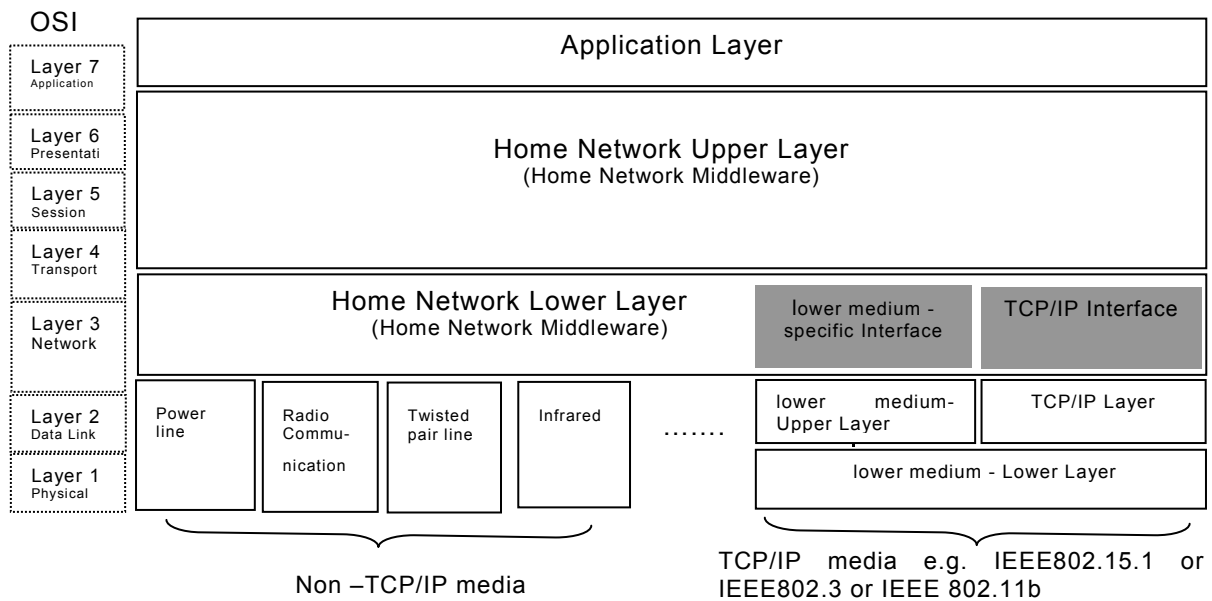


Figure 2 – Examples of data communication between household appliance and audiovisual equipment, PCs and PC-related equipment

# MULTIMEDIA HOME NETWORKS – HOME NETWORK COMMUNICATION PROTOCOL OVER IP FOR MULTIMEDIA HOUSEHOLD APPLIANCES

## 1 Scope

This International Standard specifies the requirements for the interface between the Home Network Lower Layer for a country’s home network of standalone-type household appliances and the TCP/IP Layer for cases where it is intended to introduce a TCP/IP Layer to each of the nodes comprising such home network of standalone-type household appliances. The specified interface in the Home Network Lower Layer consists of 2 portions, the TCP/IP Interface and the lower medium-specific Interface. Figure 3 shows the composition of the Home Network Layer and the standardized portions. In Annex C, this standard specifies the requirements for the lower medium-specific Interface One of these layers shall be IEEE 802.15.1, short-distance radio standard additional layers can be added in the future).



NOTE 1 Grey coloured portions are standardized.

NOTE 2 TCP/IP Interface is the same even if the lower medium is different, however the lower medium-specific Interface is different.

NOTE 3 Home Network Lower Layer and Home Network Upper Layer are prepared for CEBus, ECHONET, Konnex, LonTalk, others respectively.

NOTE 4 Each OSI Layer is roughly mapped to each Home Network Layer.

**Figure 3 – The composition of the Home Network layer and the specified portions**

## **2 Normative reference**

The following referenced documents are indispensable for the application of this document. For dated references, only the edition cited applies. For undated references, the latest edition of the referenced document (including any amendments) applies.

IEEE Std 802.15.1-2005, *IEEE Standard for Information technology – Telecommunications and information exchange between systems – Local and metropolitan area networks – Specific requirements – Part 15.1: Wireless medium access control (MAC) and physical layer (PHY) specifications for wireless personal area networks (WPANs)*